



Accept Award Process Maps v 5.04

Last Updated: August 18, 2021

- AA-1 Accept Award Workflow

For a step by step tutorial of this process map, please reference the following:

https://www.noaa.gov/sites/default/files/legacy/document/2021/Apr/GrantRecipients_Quick_Ref_Guide_0.pdf



Federal Employee (including GMD)




Grants Online Document

Grants Online Hard Stop Codes

- HS = "Vendor and Funding"
- HSP = "Vendor and Funding – POST"
- HSFP = "Funding Only - POST"
- HSV = "Vendor Only"
- HSF = "Funding Only"



Grantee



Multiple
Grants Online
Documents



"Interface" User



CBS
Interface
Task

- VV = Vendor Transaction – Validate
- VC = Vendor Transaction - Create
- P = Procurement Request Transaction
- O = Obligation Transaction
- C = Closeout Transaction
- SN = SF-270 – Non-ASAP Transaction
- SA = SF-270 – ASAP Transaction



Reviewers



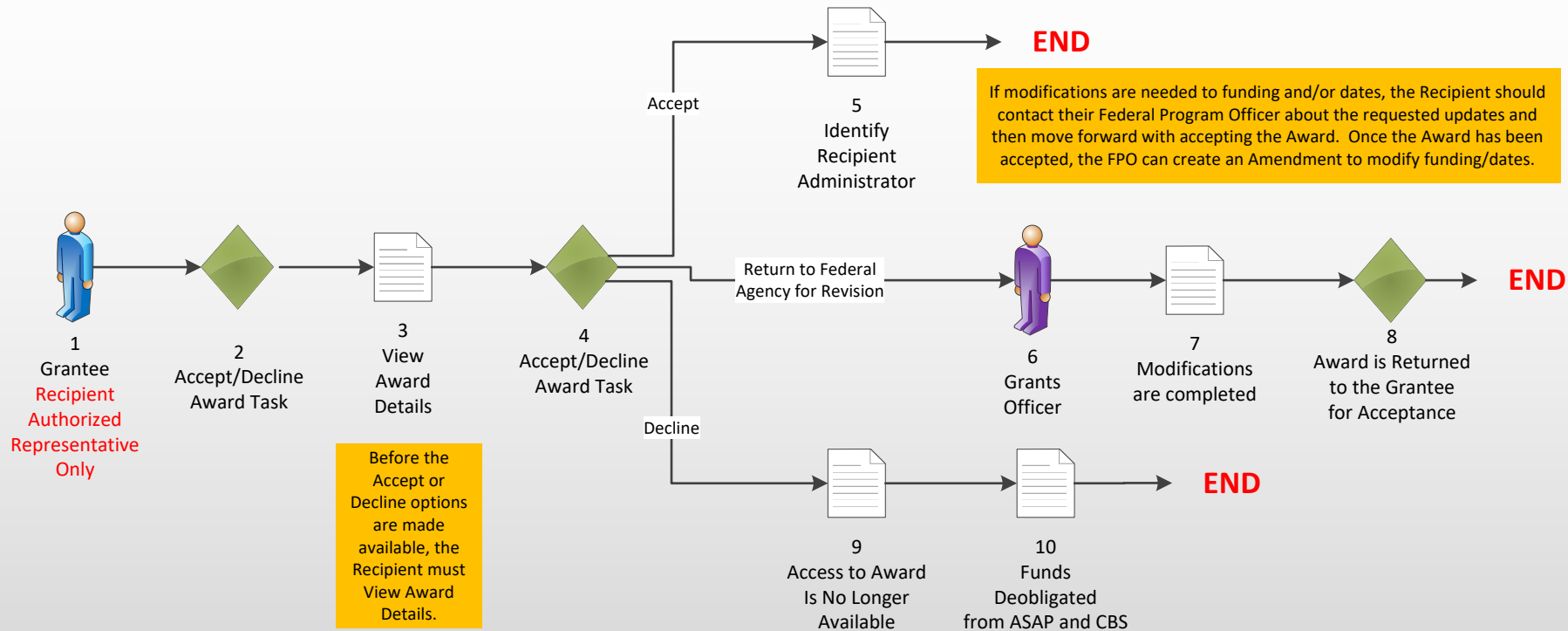
Process Step



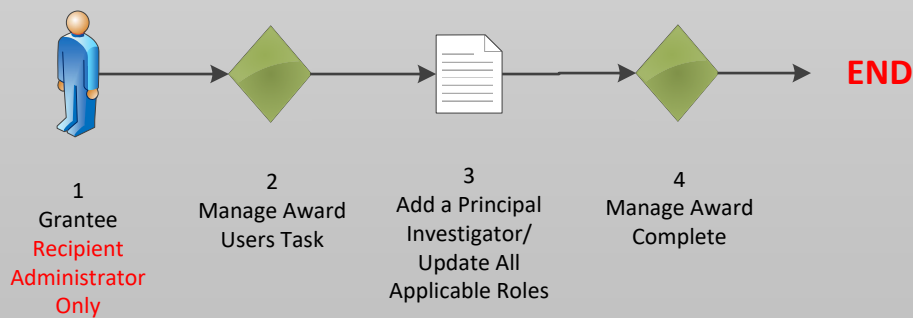
Notification



Important Note



Manage Award Users



For more details on how to complete step 3, please reference the [Recipient Administrator's Task Reference Guide](#).