63f2e52e44cb4a2896ec95da0084128d.xlsx

Organization	Open Requests Previous Month End	Incoming Requests	Closed Requests	Open Requests Current Month End	Backlog 21-120 days	Backlog 121-364 days	Backlog 365 or more days	Total Backlog
AGO	11	4	0	13	8	1	0	9
CAO	3	0	0	4	2	1	0	3
CFO	0	0	0	0	0	0	0	0
CIO	0	0	0	0	0	0	0	0
CIO/FOIA	6	2	0	7	6	0	0	6
GC	6	0	0	7	6	0	0	6
IA	0	0	0	0	0	0	0	0
LA	3	0	0	3	2	0	0	2
NESDIS	3	1	0	3	1	0	0	1
NMFS	60	14	12	73	22	19	3	44
NOS	12	1	0	15	7	5	0	12
NWS	7	0	1	7	3	3	0	6
OAR	13	0	5	9	5	2	0	7
OMAO	0	0	0	0	0	0	0	0
OC	4	0	0	4	1	2	0	3
PPI	0	0	0	0	0	0	0	0
USEC	6	2	0	8	2	4	0	6
WFMO	5	0	0	5	3	0	0	3
NOAA Totals	**139**	**24**	**18**	**158**	**68**	**37**	**3**	**108**

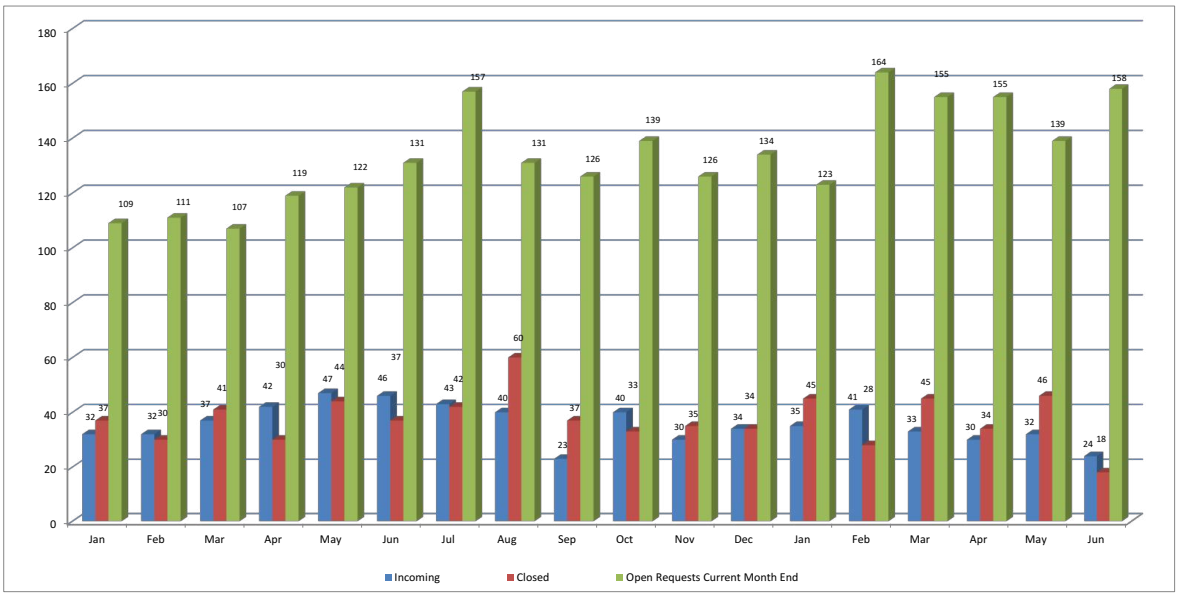

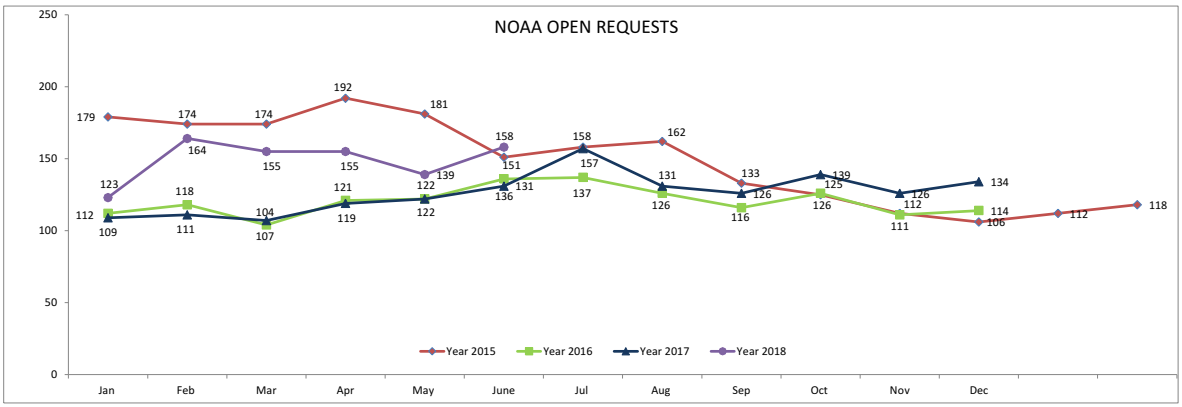
NOAA OPEN REQUESTS
250
200
150
100
50
0
Jan
Feb
Mar
Apr
May
June
Jul
Aug
Sep
Oct
Nov
Dec
Year 2015
Year 2016
Year 2017
Year 2018

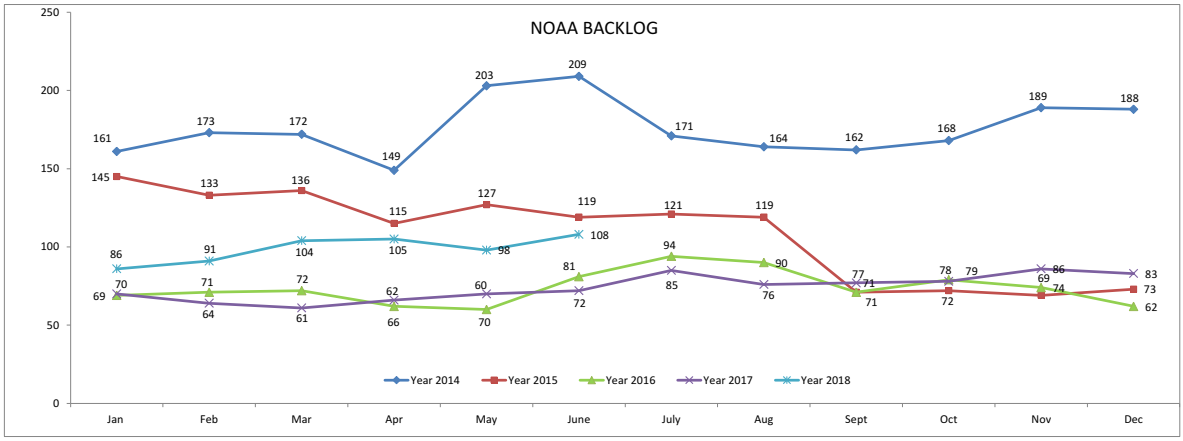
NOAA BACKLOG
250
200
150
100
50
0
Jan
Feb
Mar
Apr
May
June
July
Aug
Sept
Oct
Nov
Dec
Year 2014
Year 2015
Year 2016
Year 2017
Year 2018