
From: Evan Sawyer - NOAA Federal <evan.sawyer@noaa.gov>
Sent: Friday, April 12, 2019 11:03 AM
To: Hilts, Derek
Cc: Cathy Marcinkevage - NOAA Federal; Garwin Yip - NOAA Federal; Howard Brown - NOAA Federal
Subject: Re: ROC on LTO simulation of Keswick Jun, Jul, Aug releases

Hi Derek,

This is interesting. I'm wondering what happened in that one Dry year? Looks like it was 2013 which we mark as the start of the drought, so maybe Reclamation really clamped down?

So I think Maria was talking about the restrictions on Keswick releases that occur March - May(RPA I.2.3.B). Are the figures you've provided easy to generate? Could they be done for the months of March - May? I'm curious if the COS was modeled to accordingly. If this request needs to come from higher up, Cathy, Garwin or Howard please chime in.

Thanks,
Evan

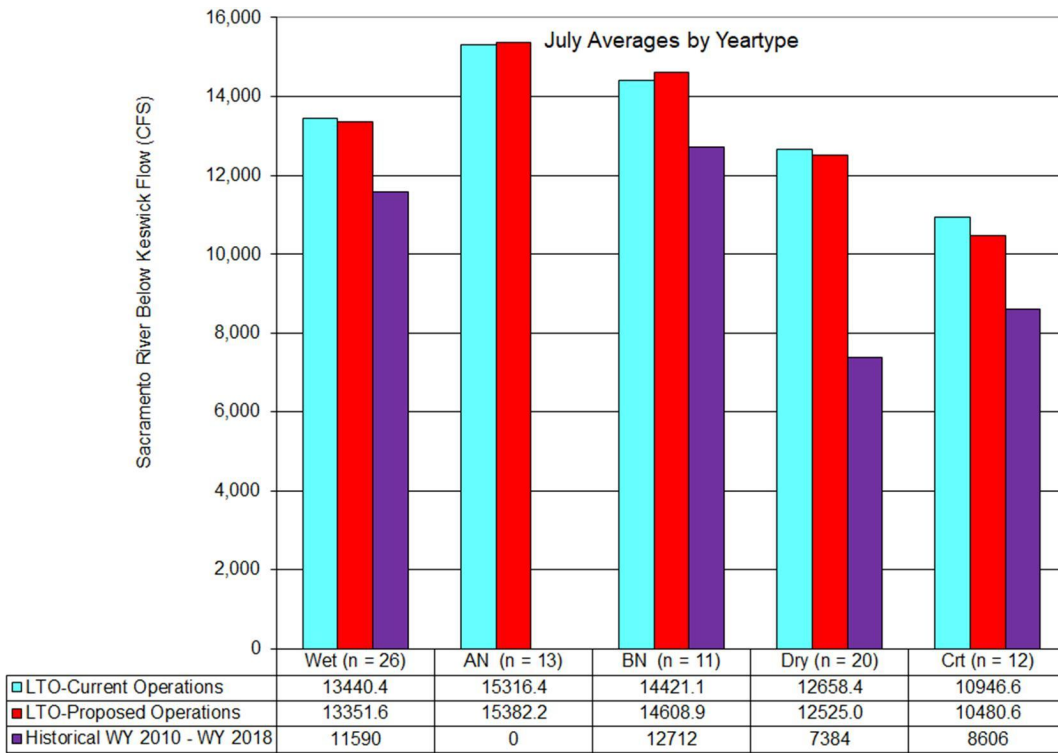
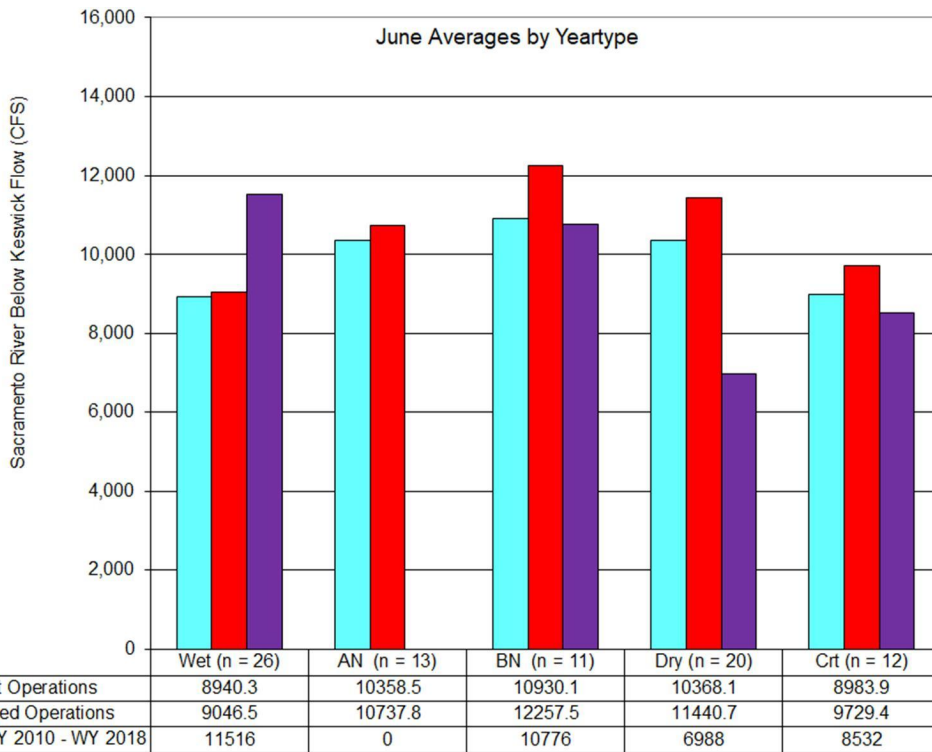
On Fri, Apr 12, 2019 at 10:23 AM Hilts, Derek <derek_hilts@fws.gov> wrote:

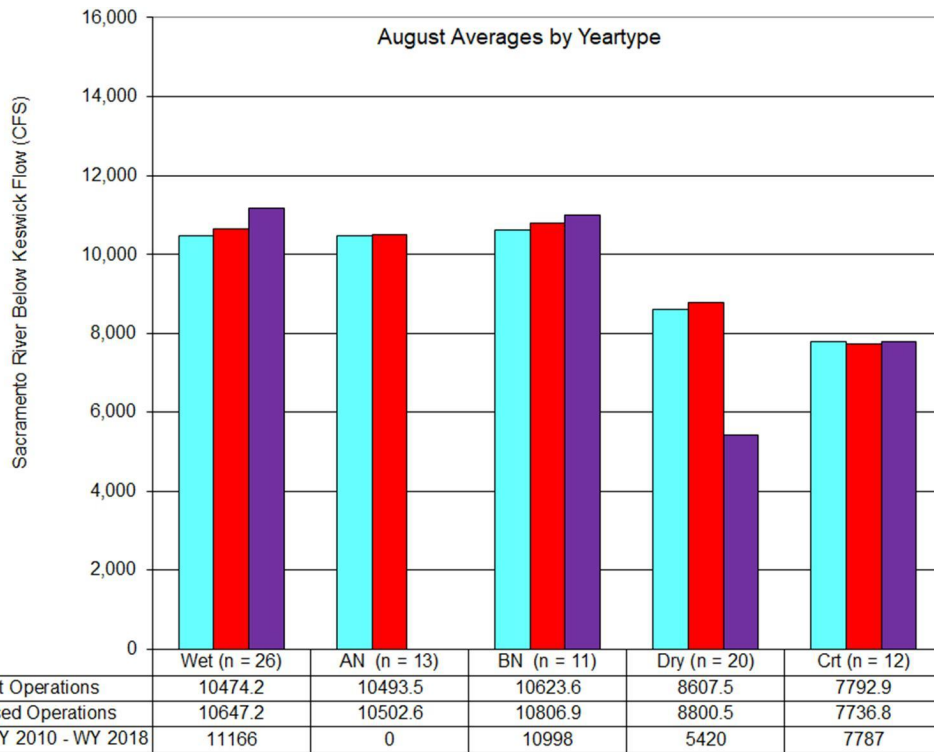
You've probably already looked at this. I looked at it with an eye towards Maria's question of does the COS mimic actual actions (lower Keswick releases) since the 2009 BiOp was promulgated?

Please use caution interpreting the results as the historical bars have very few years supporting them (zero years in the case of Above Normal).

Derek

Derek Hilts M.S., P.E.
US Fish and Wildlife Service
650 Capitol Mall Room 8-300
Sacramento, California 95814
Work desk phone 916.930.5633





--
Evan Bing Sawyer,
 Natural Resource Management Specialist
NOAA Fisheries West Coast Region
U.S. Department of Commerce
 Office: (916) 930-3656
Evan.Sawyer@noaa.gov
www.westcoast.fisheries.noaa.gov

