

Date	Year	Month	Day	Water Year	Inter Non-clipped
10/1/2009	2009	10	1	2010	0
10/2/2009	2009	10	2	2010	0
10/3/2009	2009	10	3	2010	0
10/4/2009	2009	10	4	2010	0
10/5/2009	2009	10	5	2010	0
10/6/2009	2009	10	6	2010	0
10/7/2009	2009	10	7	2010	0
10/8/2009	2009	10	8	2010	0
10/9/2009	2009	10	9	2010	0
10/10/2009	2009	10	10	2010	0
10/11/2009	2009	10	11	2010	0
10/12/2009	2009	10	12	2010	0
10/13/2009	2009	10	13	2010	0
10/14/2009	2009	10	14	2010	0
10/15/2009	2009	10	15	2010	0
10/16/2009	2009	10	16	2010	0
10/17/2009	2009	10	17	2010	0
10/18/2009	2009	10	18	2010	0
10/19/2009	2009	10	19	2010	0
10/20/2009	2009	10	20	2010	0
10/21/2009	2009	10	21	2010	0
10/22/2009	2009	10	22	2010	0
10/23/2009	2009	10	23	2010	0
10/24/2009	2009	10	24	2010	0
10/25/2009	2009	10	25	2010	0
10/26/2009	2009	10	26	2010	0
10/27/2009	2009	10	27	2010	0
10/28/2009	2009	10	28	2010	0
10/29/2009	2009	10	29	2010	0
10/30/2009	2009	10	30	2010	0
10/31/2009	2009	10	31	2010	0
11/1/2009	2009	11	1	2010	0
11/2/2009	2009	11	2	2010	0
11/3/2009	2009	11	3	2010	0
11/4/2009	2009	11	4	2010	0
11/5/2009	2009	11	5	2010	0
11/6/2009	2009	11	6	2010	0
11/7/2009	2009	11	7	2010	0
11/8/2009	2009	11	8	2010	0
11/9/2009	2009	11	9	2010	0
11/10/2009	2009	11	10	2010	0
11/11/2009	2009	11	11	2010	0
11/12/2009	2009	11	12	2010	0
11/13/2009	2009	11	13	2010	0
11/14/2009	2009	11	14	2010	0
11/15/2009	2009	11	15	2010	0

11/16/2009	2009	11	16	2010	0
11/17/2009	2009	11	17	2010	0
11/18/2009	2009	11	18	2010	0
11/19/2009	2009	11	19	2010	0
11/20/2009	2009	11	20	2010	0
11/21/2009	2009	11	21	2010	0
11/22/2009	2009	11	22	2010	0
11/23/2009	2009	11	23	2010	0
11/24/2009	2009	11	24	2010	0
11/25/2009	2009	11	25	2010	0
11/26/2009	2009	11	26	2010	0
11/27/2009	2009	11	27	2010	0
11/28/2009	2009	11	28	2010	0
11/29/2009	2009	11	29	2010	0
11/30/2009	2009	11	30	2010	0
12/1/2009	2009	12	1	2010	0
12/2/2009	2009	12	2	2010	0
12/3/2009	2009	12	3	2010	0
12/4/2009	2009	12	4	2010	0
12/5/2009	2009	12	5	2010	0
12/6/2009	2009	12	6	2010	0
12/7/2009	2009	12	7	2010	0
12/8/2009	2009	12	8	2010	3.00677
12/9/2009	2009	12	9	2010	0
12/10/2009	2009	12	10	2010	0
12/11/2009	2009	12	11	2010	0
12/12/2009	2009	12	12	2010	0
12/13/2009	2009	12	13	2010	0
12/14/2009	2009	12	14	2010	0
12/15/2009	2009	12	15	2010	0
12/16/2009	2009	12	16	2010	0
12/17/2009	2009	12	17	2010	0
12/18/2009	2009	12	18	2010	0
12/19/2009	2009	12	19	2010	0
12/20/2009	2009	12	20	2010	0
12/21/2009	2009	12	21	2010	0
12/22/2009	2009	12	22	2010	0
12/23/2009	2009	12	23	2010	0
12/24/2009	2009	12	24	2010	0
12/25/2009	2009	12	25	2010	0
12/26/2009	2009	12	26	2010	0
12/27/2009	2009	12	27	2010	0
12/28/2009	2009	12	28	2010	0
12/29/2009	2009	12	29	2010	0
12/30/2009	2009	12	30	2010	0
12/31/2009	2009	12	31	2010	0
1/1/2010	2010	1	1	2010	0

1/2/2010	2010	1	2	2010	0
1/3/2010	2010	1	3	2010	0
1/4/2010	2010	1	4	2010	0
1/5/2010	2010	1	5	2010	0
1/6/2010	2010	1	6	2010	0
1/7/2010	2010	1	7	2010	0
1/8/2010	2010	1	8	2010	0
1/9/2010	2010	1	9	2010	0
1/10/2010	2010	1	10	2010	0
1/11/2010	2010	1	11	2010	0
1/12/2010	2010	1	12	2010	0
1/13/2010	2010	1	13	2010	0
1/14/2010	2010	1	14	2010	0
1/15/2010	2010	1	15	2010	0
1/16/2010	2010	1	16	2010	0
1/17/2010	2010	1	17	2010	0
1/18/2010	2010	1	18	2010	0
1/19/2010	2010	1	19	2010	0
1/20/2010	2010	1	20	2010	0
1/21/2010	2010	1	21	2010	0
1/22/2010	2010	1	22	2010	0
1/23/2010	2010	1	23	2010	5.28286
1/24/2010	2010	1	24	2010	5.57608
1/25/2010	2010	1	25	2010	0
1/26/2010	2010	1	26	2010	27.63671
1/27/2010	2010	1	27	2010	70.90018
1/28/2010	2010	1	28	2010	17.35674
1/29/2010	2010	1	29	2010	0
1/30/2010	2010	1	30	2010	17.64939
1/31/2010	2010	1	31	2010	8.83855
2/1/2010	2010	2	1	2010	41.11852
2/2/2010	2010	2	2	2010	8.64617
2/3/2010	2010	2	3	2010	2.88205
2/4/2010	2010	2	4	2010	5.76426
2/5/2010	2010	2	5	2010	20.21103
2/6/2010	2010	2	6	2010	22.16074
2/7/2010	2010	2	7	2010	15.6202
2/8/2010	2010	2	8	2010	30.62367
2/9/2010	2010	2	9	2010	10.4104
2/10/2010	2010	2	10	2010	2.6026
2/11/2010	2010	2	11	2010	14.13075
2/12/2010	2010	2	12	2010	9.21523
2/13/2010	2010	2	13	2010	8.87563
2/14/2010	2010	2	14	2010	1.58582
2/15/2010	2010	2	15	2010	5.76457
2/16/2010	2010	2	16	2010	16.95554
2/17/2010	2010	2	17	2010	7.92559

2/18/2010	2010	2	18	2010	0
2/19/2010	2010	2	19	2010	31.54531
2/20/2010	2010	2	20	2010	20.30719
2/21/2010	2010	2	21	2010	8.87943
2/22/2010	2010	2	22	2010	37.34366
2/23/2010	2010	2	23	2010	11.91542
2/24/2010	2010	2	24	2010	17.29334
2/25/2010	2010	2	25	2010	12.96968
2/26/2010	2010	2	26	2010	17.29242
2/27/2010	2010	2	27	2010	11.52836
2/28/2010	2010	2	28	2010	34.18574
3/1/2010	2010	3	1	2010	68.7173
3/2/2010	2010	3	2	2010	55.54356
3/3/2010	2010	3	3	2010	97.06684
3/4/2010	2010	3	4	2010	10.4104
3/5/2010	2010	3	5	2010	52.15205
3/6/2010	2010	3	6	2010	70.64925
3/7/2010	2010	3	7	2010	85.05341
3/8/2010	2010	3	8	2010	145.01692
3/9/2010	2010	3	9	2010	12.89665
3/10/2010	2010	3	10	2010	24.87571
3/11/2010	2010	3	11	2010	17.93538
3/12/2010	2010	3	12	2010	5.04377
3/13/2010	2010	3	13	2010	6.06851
3/14/2010	2010	3	14	2010	0
3/15/2010	2010	3	15	2010	9.55869
3/16/2010	2010	3	16	2010	14.95032
3/17/2010	2010	3	17	2010	18.1227
3/18/2010	2010	3	18	2010	35.11217
3/19/2010	2010	3	19	2010	72.90217
3/20/2010	2010	3	20	2010	27.97526
3/21/2010	2010	3	21	2010	14.28563
3/22/2010	2010	3	22	2010	68.79559
3/23/2010	2010	3	23	2010	17.58784
3/24/2010	2010	3	24	2010	12.74589
3/25/2010	2010	3	25	2010	23.44387
3/26/2010	2010	3	26	2010	21.02482
3/27/2010	2010	3	27	2010	0
3/28/2010	2010	3	28	2010	8.53548
3/29/2010	2010	3	29	2010	0
3/30/2010	2010	3	30	2010	12.74552
3/31/2010	2010	3	31	2010	17.56316
10/1/2010	2010	10	1	2011	0
10/2/2010	2010	10	2	2011	0
10/3/2010	2010	10	3	2011	0
10/4/2010	2010	10	4	2011	0
10/5/2010	2010	10	5	2011	0

10/6/2010	2010	10	6	2011	0
10/7/2010	2010	10	7	2011	0
10/8/2010	2010	10	8	2011	0
10/9/2010	2010	10	9	2011	0
10/10/2010	2010	10	10	2011	0
10/11/2010	2010	10	11	2011	0
10/12/2010	2010	10	12	2011	0
10/13/2010	2010	10	13	2011	0
10/14/2010	2010	10	14	2011	0
10/15/2010	2010	10	15	2011	0
10/16/2010	2010	10	16	2011	0
10/17/2010	2010	10	17	2011	0
10/18/2010	2010	10	18	2011	0
10/19/2010	2010	10	19	2011	0
10/20/2010	2010	10	20	2011	0
10/21/2010	2010	10	21	2011	0
10/22/2010	2010	10	22	2011	0
10/23/2010	2010	10	23	2011	0
10/24/2010	2010	10	24	2011	0
10/25/2010	2010	10	25	2011	0
10/26/2010	2010	10	26	2011	0
10/27/2010	2010	10	27	2011	0
10/28/2010	2010	10	28	2011	0
10/29/2010	2010	10	29	2011	0
10/30/2010	2010	10	30	2011	0
10/31/2010	2010	10	31	2011	0
11/1/2010	2010	11	1	2011	0
11/2/2010	2010	11	2	2011	0
11/3/2010	2010	11	3	2011	0
11/4/2010	2010	11	4	2011	0
11/5/2010	2010	11	5	2011	0
11/6/2010	2010	11	6	2011	0
11/7/2010	2010	11	7	2011	0
11/8/2010	2010	11	8	2011	0
11/9/2010	2010	11	9	2011	0
11/10/2010	2010	11	10	2011	0
11/11/2010	2010	11	11	2011	0
11/12/2010	2010	11	12	2011	0
11/13/2010	2010	11	13	2011	0
11/14/2010	2010	11	14	2011	0
11/15/2010	2010	11	15	2011	0
11/16/2010	2010	11	16	2011	0
11/17/2010	2010	11	17	2011	0
11/18/2010	2010	11	18	2011	0
11/19/2010	2010	11	19	2011	0
11/20/2010	2010	11	20	2011	0
11/21/2010	2010	11	21	2011	0

11/22/2010	2010	11	22	2011	0
11/23/2010	2010	11	23	2011	0
11/24/2010	2010	11	24	2011	0
11/25/2010	2010	11	25	2011	0
11/26/2010	2010	11	26	2011	0
11/27/2010	2010	11	27	2011	0
11/28/2010	2010	11	28	2011	0
11/29/2010	2010	11	29	2011	0
11/30/2010	2010	11	30	2011	0
12/1/2010	2010	12	1	2011	0
12/2/2010	2010	12	2	2011	0
12/3/2010	2010	12	3	2011	2.6026
12/4/2010	2010	12	4	2011	32.69826
12/5/2010	2010	12	5	2011	11.43462
12/6/2010	2010	12	6	2011	7.25364
12/7/2010	2010	12	7	2011	1.45345
12/8/2010	2010	12	8	2011	0
12/9/2010	2010	12	9	2011	2.32552
12/10/2010	2010	12	10	2011	0
12/11/2010	2010	12	11	2011	0
12/12/2010	2010	12	12	2011	2.32552
12/13/2010	2010	12	13	2011	4.65104
12/14/2010	2010	12	14	2011	2.32552
12/15/2010	2010	12	15	2011	1.95195
12/16/2010	2010	12	16	2011	0.569
12/17/2010	2010	12	17	2011	0
12/18/2010	2010	12	18	2011	0
12/19/2010	2010	12	19	2011	0
12/20/2010	2010	12	20	2011	4.55455
12/21/2010	2010	12	21	2011	0
12/22/2010	2010	12	22	2011	5.04378
12/23/2010	2010	12	23	2011	69.90635
12/24/2010	2010	12	24	2011	25.67325
12/25/2010	2010	12	25	2011	0
12/26/2010	2010	12	26	2011	0
12/27/2010	2010	12	27	2011	16.72469
12/28/2010	2010	12	28	2011	5.2052
12/29/2010	2010	12	29	2011	16.97287
12/30/2010	2010	12	30	2011	0
12/31/2010	2010	12	31	2011	30.41915
1/1/2011	2011	1	1	2011	0
1/2/2011	2011	1	2	2011	19.25507
1/3/2011	2011	1	3	2011	37.83919
1/4/2011	2011	1	4	2011	24.73901
1/5/2011	2011	1	5	2011	7.80779
1/6/2011	2011	1	6	2011	61.85987
1/7/2011	2011	1	7	2011	44.72286

1/8/2011	2011	1	8	2011	0
1/9/2011	2011	1	9	2011	0
1/10/2011	2011	1	10	2011	34.15469
1/11/2011	2011	1	11	2011	2.6026
1/12/2011	2011	1	12	2011	43.23007
1/13/2011	2011	1	13	2011	17.54376
1/14/2011	2011	1	14	2011	37.7419
1/15/2011	2011	1	15	2011	23.05446
1/16/2011	2011	1	16	2011	17.7991
1/17/2011	2011	1	17	2011	0
1/18/2011	2011	1	18	2011	37.91989
1/19/2011	2011	1	19	2011	2.6026
1/20/2011	2011	1	20	2011	89.9279
1/21/2011	2011	1	21	2011	31.63612
1/22/2011	2011	1	22	2011	16.81687
1/23/2011	2011	1	23	2011	39.41636
1/24/2011	2011	1	24	2011	0
1/25/2011	2011	1	25	2011	24.5349
1/26/2011	2011	1	26	2011	5.2052
1/27/2011	2011	1	27	2011	2.6026
1/28/2011	2011	1	28	2011	2.6026
1/29/2011	2011	1	29	2011	7.8078
1/30/2011	2011	1	30	2011	0
1/31/2011	2011	1	31	2011	17.43887
2/1/2011	2011	2	1	2011	6.9356
2/2/2011	2011	2	2	2011	0
2/3/2011	2011	2	3	2011	20.63852
2/4/2011	2011	2	4	2011	2.6026
2/5/2011	2011	2	5	2011	0
2/6/2011	2011	2	6	2011	2.6026
2/7/2011	2011	2	7	2011	0
2/8/2011	2011	2	8	2011	0
2/9/2011	2011	2	9	2011	0
2/10/2011	2011	2	10	2011	0
2/11/2011	2011	2	11	2011	0
2/12/2011	2011	2	12	2011	0
2/13/2011	2011	2	13	2011	0
2/14/2011	2011	2	14	2011	0
2/15/2011	2011	2	15	2011	18.06056
2/16/2011	2011	2	16	2011	18.04181
2/17/2011	2011	2	17	2011	11.83175
2/18/2011	2011	2	18	2011	80.02581
2/19/2011	2011	2	19	2011	140.00084
2/20/2011	2011	2	20	2011	118.70248
2/21/2011	2011	2	21	2011	193.59199
2/22/2011	2011	2	22	2011	192.75067
2/23/2011	2011	2	23	2011	89.93936

2/24/2011	2011	2	24	2011	164.67039
2/25/2011	2011	2	25	2011	105.09865
2/26/2011	2011	2	26	2011	20.26562
2/27/2011	2011	2	27	2011	5.76456
2/28/2011	2011	2	28	2011	136.43391
3/1/2011	2011	3	1	2011	83.17074
3/2/2011	2011	3	2	2011	20.57293
3/3/2011	2011	3	3	2011	93.80618
3/4/2011	2011	3	4	2011	59.28106
3/5/2011	2011	3	5	2011	20.59484
3/6/2011	2011	3	6	2011	28.42752
3/7/2011	2011	3	7	2011	199.78596
3/8/2011	2011	3	8	2011	42.86924
3/9/2011	2011	3	9	2011	36.19993
3/10/2011	2011	3	10	2011	61.91556
3/11/2011	2011	3	11	2011	123.92945
3/12/2011	2011	3	12	2011	120.23623
3/13/2011	2011	3	13	2011	75.04695
3/14/2011	2011	3	14	2011	176.96764
3/15/2011	2011	3	15	2011	46.85112
3/16/2011	2011	3	16	2011	98.82549
3/17/2011	2011	3	17	2011	87.47557
3/18/2011	2011	3	18	2011	83.83028
3/19/2011	2011	3	19	2011	65.03983
3/20/2011	2011	3	20	2011	165.53834
3/21/2011	2011	3	21	2011	11.52908
3/22/2011	2011	3	22	2011	107.13206
3/23/2011	2011	3	23	2011	22.99641
3/24/2011	2011	3	24	2011	0
3/25/2011	2011	3	25	2011	0
3/26/2011	2011	3	26	2011	0
3/27/2011	2011	3	27	2011	26.81005
3/28/2011	2011	3	28	2011	71.47498
3/29/2011	2011	3	29	2011	123.41698
3/30/2011	2011	3	30	2011	0
3/31/2011	2011	3	31	2011	26.86634
10/1/2011	2011	10	1	2012	0
10/2/2011	2011	10	2	2012	0
10/3/2011	2011	10	3	2012	0
10/4/2011	2011	10	4	2012	0
10/5/2011	2011	10	5	2012	0
10/6/2011	2011	10	6	2012	0
10/7/2011	2011	10	7	2012	0
10/8/2011	2011	10	8	2012	0
10/9/2011	2011	10	9	2012	0
10/10/2011	2011	10	10	2012	0
10/11/2011	2011	10	11	2012	0

10/12/2011	2011	10	12	2012	0
10/13/2011	2011	10	13	2012	0
10/14/2011	2011	10	14	2012	0
10/15/2011	2011	10	15	2012	0
10/16/2011	2011	10	16	2012	0
10/17/2011	2011	10	17	2012	0
10/18/2011	2011	10	18	2012	0
10/19/2011	2011	10	19	2012	0
10/20/2011	2011	10	20	2012	0
10/21/2011	2011	10	21	2012	0
10/22/2011	2011	10	22	2012	0
10/23/2011	2011	10	23	2012	0
10/24/2011	2011	10	24	2012	0
10/25/2011	2011	10	25	2012	0
10/26/2011	2011	10	26	2012	0
10/27/2011	2011	10	27	2012	0
10/28/2011	2011	10	28	2012	0
10/29/2011	2011	10	29	2012	0
10/30/2011	2011	10	30	2012	0
10/31/2011	2011	10	31	2012	0
11/1/2011	2011	11	1	2012	0
11/2/2011	2011	11	2	2012	0
11/3/2011	2011	11	3	2012	0
11/4/2011	2011	11	4	2012	0
11/5/2011	2011	11	5	2012	0
11/6/2011	2011	11	6	2012	0
11/7/2011	2011	11	7	2012	0
11/8/2011	2011	11	8	2012	0
11/9/2011	2011	11	9	2012	0
11/10/2011	2011	11	10	2012	0
11/11/2011	2011	11	11	2012	0
11/12/2011	2011	11	12	2012	0
11/13/2011	2011	11	13	2012	0
11/14/2011	2011	11	14	2012	0
11/15/2011	2011	11	15	2012	0
11/16/2011	2011	11	16	2012	0
11/17/2011	2011	11	17	2012	0
11/18/2011	2011	11	18	2012	0
11/19/2011	2011	11	19	2012	0
11/20/2011	2011	11	20	2012	0
11/21/2011	2011	11	21	2012	0
11/22/2011	2011	11	22	2012	0
11/23/2011	2011	11	23	2012	0
11/24/2011	2011	11	24	2012	0
11/25/2011	2011	11	25	2012	0
11/26/2011	2011	11	26	2012	0
11/27/2011	2011	11	27	2012	0

11/28/2011	2011	11	28	2012	0
11/29/2011	2011	11	29	2012	0
11/30/2011	2011	11	30	2012	0
12/1/2011	2011	12	1	2012	0
12/2/2011	2011	12	2	2012	0
12/3/2011	2011	12	3	2012	0
12/4/2011	2011	12	4	2012	0
12/5/2011	2011	12	5	2012	0
12/6/2011	2011	12	6	2012	0
12/7/2011	2011	12	7	2012	0
12/8/2011	2011	12	8	2012	0
12/9/2011	2011	12	9	2012	0
12/10/2011	2011	12	10	2012	0
12/11/2011	2011	12	11	2012	0
12/12/2011	2011	12	12	2012	0
12/13/2011	2011	12	13	2012	0
12/14/2011	2011	12	14	2012	0
12/15/2011	2011	12	15	2012	0
12/16/2011	2011	12	16	2012	0
12/17/2011	2011	12	17	2012	0
12/18/2011	2011	12	18	2012	0
12/19/2011	2011	12	19	2012	0
12/20/2011	2011	12	20	2012	0
12/21/2011	2011	12	21	2012	0
12/22/2011	2011	12	22	2012	0
12/23/2011	2011	12	23	2012	0
12/24/2011	2011	12	24	2012	0
12/25/2011	2011	12	25	2012	0
12/26/2011	2011	12	26	2012	0
12/27/2011	2011	12	27	2012	0
12/28/2011	2011	12	28	2012	0
12/29/2011	2011	12	29	2012	0
12/30/2011	2011	12	30	2012	0
12/31/2011	2011	12	31	2012	0
1/1/2012	2012	1	1	2012	0
1/2/2012	2012	1	2	2012	0
1/3/2012	2012	1	3	2012	0
1/4/2012	2012	1	4	2012	0
1/5/2012	2012	1	5	2012	0
1/6/2012	2012	1	6	2012	0
1/7/2012	2012	1	7	2012	0
1/8/2012	2012	1	8	2012	0
1/9/2012	2012	1	9	2012	0
1/10/2012	2012	1	10	2012	0
1/11/2012	2012	1	11	2012	0
1/12/2012	2012	1	12	2012	0
1/13/2012	2012	1	13	2012	0

1/14/2012	2012	1	14	2012	0
1/15/2012	2012	1	15	2012	0
1/16/2012	2012	1	16	2012	0
1/17/2012	2012	1	17	2012	0
1/18/2012	2012	1	18	2012	0
1/19/2012	2012	1	19	2012	0
1/20/2012	2012	1	20	2012	0
1/21/2012	2012	1	21	2012	0
1/22/2012	2012	1	22	2012	0
1/23/2012	2012	1	23	2012	0
1/24/2012	2012	1	24	2012	0
1/25/2012	2012	1	25	2012	1.80138
1/26/2012	2012	1	26	2012	2.16155
1/27/2012	2012	1	27	2012	1.138
1/28/2012	2012	1	28	2012	2.88213
1/29/2012	2012	1	29	2012	0
1/30/2012	2012	1	30	2012	0
1/31/2012	2012	1	31	2012	3.6025
2/1/2012	2012	2	1	2012	5.76457
2/2/2012	2012	2	2	2012	0
2/3/2012	2012	2	3	2012	0.72051
2/4/2012	2012	2	4	2012	0
2/5/2012	2012	2	5	2012	0
2/6/2012	2012	2	6	2012	18.19385
2/7/2012	2012	2	7	2012	6.37305
2/8/2012	2012	2	8	2012	0
2/9/2012	2012	2	9	2012	0
2/10/2012	2012	2	10	2012	0
2/11/2012	2012	2	11	2012	0
2/12/2012	2012	2	12	2012	0
2/13/2012	2012	2	13	2012	0
2/14/2012	2012	2	14	2012	8.666
2/15/2012	2012	2	15	2012	0
2/16/2012	2012	2	16	2012	8.63024
2/17/2012	2012	2	17	2012	0
2/18/2012	2012	2	18	2012	20.0853
2/19/2012	2012	2	19	2012	0
2/20/2012	2012	2	20	2012	0
2/21/2012	2012	2	21	2012	0
2/22/2012	2012	2	22	2012	0
2/23/2012	2012	2	23	2012	36.01906
2/24/2012	2012	2	24	2012	71.96357
2/25/2012	2012	2	25	2012	0
2/26/2012	2012	2	26	2012	0
2/27/2012	2012	2	27	2012	16.76804
2/28/2012	2012	2	28	2012	37.92212
2/29/2012	2012	2	29	2012	55.20581

3/1/2012	2012	3	1	2012	0
3/2/2012	2012	3	2	2012	50.58336
3/3/2012	2012	3	3	2012	7.76726
3/4/2012	2012	3	4	2012	16.873
3/5/2012	2012	3	5	2012	55.20802
3/6/2012	2012	3	6	2012	203.10436
3/7/2012	2012	3	7	2012	236.24501
3/8/2012	2012	3	8	2012	33.89939
3/9/2012	2012	3	9	2012	42.16704
3/10/2012	2012	3	10	2012	107.36089
3/11/2012	2012	3	11	2012	68.27365
3/12/2012	2012	3	12	2012	24.63148
3/13/2012	2012	3	13	2012	18.71714
3/14/2012	2012	3	14	2012	7.03772
3/15/2012	2012	3	15	2012	8.79703
3/16/2012	2012	3	16	2012	7.91691
3/17/2012	2012	3	17	2012	12.74512
3/18/2012	2012	3	18	2012	38.23699
3/19/2012	2012	3	19	2012	35.44706
3/20/2012	2012	3	20	2012	79.85674
3/21/2012	2012	3	21	2012	95.29065
3/22/2012	2012	3	22	2012	18.32208
3/23/2012	2012	3	23	2012	50.41116
3/24/2012	2012	3	24	2012	48.61533
3/25/2012	2012	3	25	2012	6.37291
3/26/2012	2012	3	26	2012	7.96571
3/27/2012	2012	3	27	2012	6.72285
3/28/2012	2012	3	28	2012	3.18622
3/29/2012	2012	3	29	2012	25.0466
3/30/2012	2012	3	30	2012	42.99333
3/31/2012	2012	3	31	2012	264.09467
10/1/2012	2012	10	1	2013	0
10/2/2012	2012	10	2	2013	0
10/3/2012	2012	10	3	2013	0
10/4/2012	2012	10	4	2013	0
10/5/2012	2012	10	5	2013	0
10/6/2012	2012	10	6	2013	0
10/7/2012	2012	10	7	2013	0
10/8/2012	2012	10	8	2013	0
10/9/2012	2012	10	9	2013	0
10/10/2012	2012	10	10	2013	0
10/11/2012	2012	10	11	2013	0
10/12/2012	2012	10	12	2013	0
10/13/2012	2012	10	13	2013	0
10/14/2012	2012	10	14	2013	0
10/15/2012	2012	10	15	2013	0
10/16/2012	2012	10	16	2013	0

10/17/2012	2012	10	17	2013	0
10/18/2012	2012	10	18	2013	0
10/19/2012	2012	10	19	2013	0
10/20/2012	2012	10	20	2013	0
10/21/2012	2012	10	21	2013	0
10/22/2012	2012	10	22	2013	0
10/23/2012	2012	10	23	2013	0
10/24/2012	2012	10	24	2013	0
10/25/2012	2012	10	25	2013	0
10/26/2012	2012	10	26	2013	0
10/27/2012	2012	10	27	2013	0
10/28/2012	2012	10	28	2013	0
10/29/2012	2012	10	29	2013	0
10/30/2012	2012	10	30	2013	0
10/31/2012	2012	10	31	2013	0
11/1/2012	2012	11	1	2013	0
11/2/2012	2012	11	2	2013	0
11/3/2012	2012	11	3	2013	0
11/4/2012	2012	11	4	2013	0
11/5/2012	2012	11	5	2013	0
11/6/2012	2012	11	6	2013	0
11/7/2012	2012	11	7	2013	0
11/8/2012	2012	11	8	2013	0
11/9/2012	2012	11	9	2013	0
11/10/2012	2012	11	10	2013	0
11/11/2012	2012	11	11	2013	0
11/12/2012	2012	11	12	2013	0
11/13/2012	2012	11	13	2013	0
11/14/2012	2012	11	14	2013	0
11/15/2012	2012	11	15	2013	0
11/16/2012	2012	11	16	2013	0
11/17/2012	2012	11	17	2013	0
11/18/2012	2012	11	18	2013	0
11/19/2012	2012	11	19	2013	0
11/20/2012	2012	11	20	2013	0
11/21/2012	2012	11	21	2013	0
11/22/2012	2012	11	22	2013	0
11/23/2012	2012	11	23	2013	0
11/24/2012	2012	11	24	2013	0
11/25/2012	2012	11	25	2013	0
11/26/2012	2012	11	26	2013	0
11/27/2012	2012	11	27	2013	0
11/28/2012	2012	11	28	2013	0
11/29/2012	2012	11	29	2013	0
11/30/2012	2012	11	30	2013	0
12/1/2012	2012	12	1	2013	0
12/2/2012	2012	12	2	2013	0

12/3/2012	2012	12	3	2013	0
12/4/2012	2012	12	4	2013	20.96625
12/5/2012	2012	12	5	2013	0
12/6/2012	2012	12	6	2013	0
12/7/2012	2012	12	7	2013	0
12/8/2012	2012	12	8	2013	0
12/9/2012	2012	12	9	2013	0
12/10/2012	2012	12	10	2013	0
12/11/2012	2012	12	11	2013	0
12/12/2012	2012	12	12	2013	0
12/13/2012	2012	12	13	2013	2.6026
12/14/2012	2012	12	14	2013	0
12/15/2012	2012	12	15	2013	17.29106
12/16/2012	2012	12	16	2013	52.11036
12/17/2012	2012	12	17	2013	20.51929
12/18/2012	2012	12	18	2013	61.72562
12/19/2012	2012	12	19	2013	63.35801
12/20/2012	2012	12	20	2013	0
12/21/2012	2012	12	21	2013	0
12/22/2012	2012	12	22	2013	0
12/23/2012	2012	12	23	2013	0
12/24/2012	2012	12	24	2013	0
12/25/2012	2012	12	25	2013	0
12/26/2012	2012	12	26	2013	0
12/27/2012	2012	12	27	2013	0
12/28/2012	2012	12	28	2013	0
12/29/2012	2012	12	29	2013	0
12/30/2012	2012	12	30	2013	0
12/31/2012	2012	12	31	2013	0
1/1/2013	2013	1	1	2013	0
1/2/2013	2013	1	2	2013	3.18646
1/3/2013	2013	1	3	2013	0
1/4/2013	2013	1	4	2013	0
1/5/2013	2013	1	5	2013	0
1/6/2013	2013	1	6	2013	0
1/7/2013	2013	1	7	2013	0
1/8/2013	2013	1	8	2013	0
1/9/2013	2013	1	9	2013	0
1/10/2013	2013	1	10	2013	0
1/11/2013	2013	1	11	2013	0
1/12/2013	2013	1	12	2013	0
1/13/2013	2013	1	13	2013	0
1/14/2013	2013	1	14	2013	0
1/15/2013	2013	1	15	2013	0
1/16/2013	2013	1	16	2013	0
1/17/2013	2013	1	17	2013	18.19385
1/18/2013	2013	1	18	2013	18.1386

1/19/2013	2013	1	19	2013	0
1/20/2013	2013	1	20	2013	0
1/21/2013	2013	1	21	2013	0
1/22/2013	2013	1	22	2013	9.0453
1/23/2013	2013	1	23	2013	18.0663
1/24/2013	2013	1	24	2013	0
1/25/2013	2013	1	25	2013	0
1/26/2013	2013	1	26	2013	0
1/27/2013	2013	1	27	2013	0
1/28/2013	2013	1	28	2013	0
1/29/2013	2013	1	29	2013	0
1/30/2013	2013	1	30	2013	0
1/31/2013	2013	1	31	2013	0
2/1/2013	2013	2	1	2013	0
2/2/2013	2013	2	2	2013	0
2/3/2013	2013	2	3	2013	0
2/4/2013	2013	2	4	2013	0
2/5/2013	2013	2	5	2013	0
2/6/2013	2013	2	6	2013	1.99149
2/7/2013	2013	2	7	2013	1.59327
2/8/2013	2013	2	8	2013	3.18622
2/9/2013	2013	2	9	2013	0
2/10/2013	2013	2	10	2013	0
2/11/2013	2013	2	11	2013	0
2/12/2013	2013	2	12	2013	0
2/13/2013	2013	2	13	2013	0
2/14/2013	2013	2	14	2013	0
2/15/2013	2013	2	15	2013	0
2/16/2013	2013	2	16	2013	0
2/17/2013	2013	2	17	2013	0
2/18/2013	2013	2	18	2013	0
2/19/2013	2013	2	19	2013	0
2/20/2013	2013	2	20	2013	0
2/21/2013	2013	2	21	2013	0
2/22/2013	2013	2	22	2013	0
2/23/2013	2013	2	23	2013	0
2/24/2013	2013	2	24	2013	0
2/25/2013	2013	2	25	2013	0
2/26/2013	2013	2	26	2013	0
2/27/2013	2013	2	27	2013	0
2/28/2013	2013	2	28	2013	0
3/1/2013	2013	3	1	2013	0
3/2/2013	2013	3	2	2013	0
3/3/2013	2013	3	3	2013	0
3/4/2013	2013	3	4	2013	0
3/5/2013	2013	3	5	2013	12.74584
3/6/2013	2013	3	6	2013	8.88352

3/7/2013	2013	3	7	2013	46.82476
3/8/2013	2013	3	8	2013	0
3/9/2013	2013	3	9	2013	67.13616
3/10/2013	2013	3	10	2013	57.53034
3/11/2013	2013	3	11	2013	0
3/12/2013	2013	3	12	2013	9.0453
3/13/2013	2013	3	13	2013	17.93498
3/14/2013	2013	3	14	2013	3.51868
3/15/2013	2013	3	15	2013	3.51858
3/16/2013	2013	3	16	2013	0
3/17/2013	2013	3	17	2013	0
3/18/2013	2013	3	18	2013	0
3/19/2013	2013	3	19	2013	16.77458
3/20/2013	2013	3	20	2013	16.77458
3/21/2013	2013	3	21	2013	19.61613
3/22/2013	2013	3	22	2013	6.37259
3/23/2013	2013	3	23	2013	8.46628
3/24/2013	2013	3	24	2013	6.37267
3/25/2013	2013	3	25	2013	40.50714
3/26/2013	2013	3	26	2013	17.93498
3/27/2013	2013	3	27	2013	3.1863
3/28/2013	2013	3	28	2013	26.99467
3/29/2013	2013	3	29	2013	8.89016
3/30/2013	2013	3	30	2013	0
3/31/2013	2013	3	31	2013	0
10/1/2013	2013	10	1	2014	0
10/2/2013	2013	10	2	2014	0
10/3/2013	2013	10	3	2014	0
10/4/2013	2013	10	4	2014	0
10/5/2013	2013	10	5	2014	0
10/6/2013	2013	10	6	2014	0
10/7/2013	2013	10	7	2014	0
10/8/2013	2013	10	8	2014	0
10/9/2013	2013	10	9	2014	0
10/10/2013	2013	10	10	2014	0
10/11/2013	2013	10	11	2014	0
10/12/2013	2013	10	12	2014	0
10/13/2013	2013	10	13	2014	0
10/14/2013	2013	10	14	2014	0
10/15/2013	2013	10	15	2014	0
10/16/2013	2013	10	16	2014	0
10/17/2013	2013	10	17	2014	0
10/18/2013	2013	10	18	2014	0
10/19/2013	2013	10	19	2014	0
10/20/2013	2013	10	20	2014	0
10/21/2013	2013	10	21	2014	0
10/22/2013	2013	10	22	2014	0

10/23/2013	2013	10	23	2014	0
10/24/2013	2013	10	24	2014	0
10/25/2013	2013	10	25	2014	0
10/26/2013	2013	10	26	2014	0
10/27/2013	2013	10	27	2014	0
10/28/2013	2013	10	28	2014	0
10/29/2013	2013	10	29	2014	0
10/30/2013	2013	10	30	2014	0
10/31/2013	2013	10	31	2014	0
11/1/2013	2013	11	1	2014	0
11/2/2013	2013	11	2	2014	0
11/3/2013	2013	11	3	2014	0
11/4/2013	2013	11	4	2014	0
11/5/2013	2013	11	5	2014	0
11/6/2013	2013	11	6	2014	0
11/7/2013	2013	11	7	2014	0
11/8/2013	2013	11	8	2014	0
11/9/2013	2013	11	9	2014	0
11/10/2013	2013	11	10	2014	0
11/11/2013	2013	11	11	2014	0
11/12/2013	2013	11	12	2014	0
11/13/2013	2013	11	13	2014	0
11/14/2013	2013	11	14	2014	0
11/15/2013	2013	11	15	2014	0
11/16/2013	2013	11	16	2014	0
11/17/2013	2013	11	17	2014	0
11/18/2013	2013	11	18	2014	0
11/19/2013	2013	11	19	2014	0
11/20/2013	2013	11	20	2014	0
11/21/2013	2013	11	21	2014	0
11/22/2013	2013	11	22	2014	0
11/23/2013	2013	11	23	2014	0
11/24/2013	2013	11	24	2014	0
11/25/2013	2013	11	25	2014	0
11/26/2013	2013	11	26	2014	0
11/27/2013	2013	11	27	2014	0
11/28/2013	2013	11	28	2014	0
11/29/2013	2013	11	29	2014	0
11/30/2013	2013	11	30	2014	0
12/1/2013	2013	12	1	2014	0
12/2/2013	2013	12	2	2014	0
12/3/2013	2013	12	3	2014	0
12/4/2013	2013	12	4	2014	0
12/5/2013	2013	12	5	2014	0
12/6/2013	2013	12	6	2014	0
12/7/2013	2013	12	7	2014	0
12/8/2013	2013	12	8	2014	0

12/9/2013	2013	12	9	2014	0
12/10/2013	2013	12	10	2014	0
12/11/2013	2013	12	11	2014	0
12/12/2013	2013	12	12	2014	0
12/13/2013	2013	12	13	2014	0
12/14/2013	2013	12	14	2014	0
12/15/2013	2013	12	15	2014	0
12/16/2013	2013	12	16	2014	0
12/17/2013	2013	12	17	2014	0
12/18/2013	2013	12	18	2014	0
12/19/2013	2013	12	19	2014	0
12/20/2013	2013	12	20	2014	0
12/21/2013	2013	12	21	2014	0
12/22/2013	2013	12	22	2014	0
12/23/2013	2013	12	23	2014	0
12/24/2013	2013	12	24	2014	0
12/25/2013	2013	12	25	2014	0
12/26/2013	2013	12	26	2014	0
12/27/2013	2013	12	27	2014	0
12/28/2013	2013	12	28	2014	0
12/29/2013	2013	12	29	2014	0
12/30/2013	2013	12	30	2014	0
12/31/2013	2013	12	31	2014	0
1/1/2014	2014	1	1	2014	0
1/2/2014	2014	1	2	2014	0
1/3/2014	2014	1	3	2014	0
1/4/2014	2014	1	4	2014	0
1/5/2014	2014	1	5	2014	0
1/6/2014	2014	1	6	2014	0
1/7/2014	2014	1	7	2014	0
1/8/2014	2014	1	8	2014	0
1/9/2014	2014	1	9	2014	0
1/10/2014	2014	1	10	2014	0
1/11/2014	2014	1	11	2014	0
1/12/2014	2014	1	12	2014	0
1/13/2014	2014	1	13	2014	0
1/14/2014	2014	1	14	2014	0
1/15/2014	2014	1	15	2014	0
1/16/2014	2014	1	16	2014	0
1/17/2014	2014	1	17	2014	0
1/18/2014	2014	1	18	2014	0
1/19/2014	2014	1	19	2014	0
1/20/2014	2014	1	20	2014	0
1/21/2014	2014	1	21	2014	0
1/22/2014	2014	1	22	2014	0
1/23/2014	2014	1	23	2014	0
1/24/2014	2014	1	24	2014	0

1/25/2014	2014	1	25	2014	0
1/26/2014	2014	1	26	2014	0
1/27/2014	2014	1	27	2014	0
1/28/2014	2014	1	28	2014	0
1/29/2014	2014	1	29	2014	0
1/30/2014	2014	1	30	2014	0
1/31/2014	2014	1	31	2014	0
2/1/2014	2014	2	1	2014	0
2/2/2014	2014	2	2	2014	0
2/3/2014	2014	2	3	2014	0
2/4/2014	2014	2	4	2014	0
2/5/2014	2014	2	5	2014	0
2/6/2014	2014	2	6	2014	0
2/7/2014	2014	2	7	2014	0
2/8/2014	2014	2	8	2014	0
2/9/2014	2014	2	9	2014	0
2/10/2014	2014	2	10	2014	0
2/11/2014	2014	2	11	2014	0
2/12/2014	2014	2	12	2014	0
2/13/2014	2014	2	13	2014	0
2/14/2014	2014	2	14	2014	0
2/15/2014	2014	2	15	2014	0
2/16/2014	2014	2	16	2014	0
2/17/2014	2014	2	17	2014	0
2/18/2014	2014	2	18	2014	0
2/19/2014	2014	2	19	2014	0
2/20/2014	2014	2	20	2014	0
2/21/2014	2014	2	21	2014	0
2/22/2014	2014	2	22	2014	0
2/23/2014	2014	2	23	2014	0
2/24/2014	2014	2	24	2014	0
2/25/2014	2014	2	25	2014	0
2/26/2014	2014	2	26	2014	0
2/27/2014	2014	2	27	2014	0
2/28/2014	2014	2	28	2014	0
3/1/2014	2014	3	1	2014	0
3/2/2014	2014	3	2	2014	0
3/3/2014	2014	3	3	2014	6.70524
3/4/2014	2014	3	4	2014	0
3/5/2014	2014	3	5	2014	2.88228
3/6/2014	2014	3	6	2014	14.66517
3/7/2014	2014	3	7	2014	23.63837
3/8/2014	2014	3	8	2014	43.7561
3/9/2014	2014	3	9	2014	26.61589
3/10/2014	2014	3	10	2014	2.88205
3/11/2014	2014	3	11	2014	25.80174
3/12/2014	2014	3	12	2014	32.66808

3/13/2014	2014	3	13	2014	26.7756
3/14/2014	2014	3	14	2014	0
3/15/2014	2014	3	15	2014	21.63733
3/16/2014	2014	3	16	2014	0
3/17/2014	2014	3	17	2014	11.75471
3/18/2014	2014	3	18	2014	11.52791
3/19/2014	2014	3	19	2014	8.64655
3/20/2014	2014	3	20	2014	26.46464
3/21/2014	2014	3	21	2014	8.90889
3/22/2014	2014	3	22	2014	3.88332
3/23/2014	2014	3	23	2014	0
3/24/2014	2014	3	24	2014	0
3/25/2014	2014	3	25	2014	0
3/26/2014	2014	3	26	2014	0
3/27/2014	2014	3	27	2014	0
3/28/2014	2014	3	28	2014	0
3/29/2014	2014	3	29	2014	0
3/30/2014	2014	3	30	2014	0
3/31/2014	2014	3	31	2014	0
10/1/2014	2014	10	1	2015	0
10/2/2014	2014	10	2	2015	0
10/3/2014	2014	10	3	2015	0
10/4/2014	2014	10	4	2015	0
10/5/2014	2014	10	5	2015	0
10/6/2014	2014	10	6	2015	0
10/7/2014	2014	10	7	2015	0
10/8/2014	2014	10	8	2015	0
10/9/2014	2014	10	9	2015	0
10/10/2014	2014	10	10	2015	0
10/11/2014	2014	10	11	2015	0
10/12/2014	2014	10	12	2015	0
10/13/2014	2014	10	13	2015	0
10/14/2014	2014	10	14	2015	0
10/15/2014	2014	10	15	2015	0
10/16/2014	2014	10	16	2015	0
10/17/2014	2014	10	17	2015	0
10/18/2014	2014	10	18	2015	0
10/19/2014	2014	10	19	2015	0
10/20/2014	2014	10	20	2015	0
10/21/2014	2014	10	21	2015	0
10/22/2014	2014	10	22	2015	0
10/23/2014	2014	10	23	2015	0
10/24/2014	2014	10	24	2015	0
10/25/2014	2014	10	25	2015	0
10/26/2014	2014	10	26	2015	0
10/27/2014	2014	10	27	2015	0
10/28/2014	2014	10	28	2015	0

10/29/2014	2014	10	29	2015	0
10/30/2014	2014	10	30	2015	0
10/31/2014	2014	10	31	2015	0
11/1/2014	2014	11	1	2015	0
11/2/2014	2014	11	2	2015	0
11/3/2014	2014	11	3	2015	0
11/4/2014	2014	11	4	2015	0
11/5/2014	2014	11	5	2015	0
11/6/2014	2014	11	6	2015	0
11/7/2014	2014	11	7	2015	0
11/8/2014	2014	11	8	2015	0
11/9/2014	2014	11	9	2015	0
11/10/2014	2014	11	10	2015	0
11/11/2014	2014	11	11	2015	0
11/12/2014	2014	11	12	2015	0
11/13/2014	2014	11	13	2015	0
11/14/2014	2014	11	14	2015	0
11/15/2014	2014	11	15	2015	0
11/16/2014	2014	11	16	2015	0
11/17/2014	2014	11	17	2015	0
11/18/2014	2014	11	18	2015	0
11/19/2014	2014	11	19	2015	0
11/20/2014	2014	11	20	2015	0
11/21/2014	2014	11	21	2015	0
11/22/2014	2014	11	22	2015	0
11/23/2014	2014	11	23	2015	0
11/24/2014	2014	11	24	2015	0
11/25/2014	2014	11	25	2015	0
11/26/2014	2014	11	26	2015	0
11/27/2014	2014	11	27	2015	0
11/28/2014	2014	11	28	2015	0
11/29/2014	2014	11	29	2015	0
11/30/2014	2014	11	30	2015	0
12/1/2014	2014	12	1	2015	0
12/2/2014	2014	12	2	2015	0
12/3/2014	2014	12	3	2015	0
12/4/2014	2014	12	4	2015	0
12/5/2014	2014	12	5	2015	0
12/6/2014	2014	12	6	2015	0
12/7/2014	2014	12	7	2015	0
12/8/2014	2014	12	8	2015	0
12/9/2014	2014	12	9	2015	0
12/10/2014	2014	12	10	2015	0
12/11/2014	2014	12	11	2015	0
12/12/2014	2014	12	12	2015	0
12/13/2014	2014	12	13	2015	0
12/14/2014	2014	12	14	2015	0

12/15/2014	2014	12	15	2015	0
12/16/2014	2014	12	16	2015	0
12/17/2014	2014	12	17	2015	0
12/18/2014	2014	12	18	2015	0
12/19/2014	2014	12	19	2015	0
12/20/2014	2014	12	20	2015	0
12/21/2014	2014	12	21	2015	0
12/22/2014	2014	12	22	2015	0
12/23/2014	2014	12	23	2015	0
12/24/2014	2014	12	24	2015	9.55914
12/25/2014	2014	12	25	2015	0
12/26/2014	2014	12	26	2015	34.13417
12/27/2014	2014	12	27	2015	0
12/28/2014	2014	12	28	2015	0
12/29/2014	2014	12	29	2015	0
12/30/2014	2014	12	30	2015	0
12/31/2014	2014	12	31	2015	0
1/1/2015	2015	1	1	2015	0
1/2/2015	2015	1	2	2015	0
1/3/2015	2015	1	3	2015	0
1/4/2015	2015	1	4	2015	9.56
1/5/2015	2015	1	5	2015	0
1/6/2015	2015	1	6	2015	0
1/7/2015	2015	1	7	2015	0
1/8/2015	2015	1	8	2015	0
1/9/2015	2015	1	9	2015	0
1/10/2015	2015	1	10	2015	0
1/11/2015	2015	1	11	2015	0
1/12/2015	2015	1	12	2015	0
1/13/2015	2015	1	13	2015	18.29
1/14/2015	2015	1	14	2015	0
1/15/2015	2015	1	15	2015	0
1/16/2015	2015	1	16	2015	0
1/17/2015	2015	1	17	2015	0
1/18/2015	2015	1	18	2015	0
1/19/2015	2015	1	19	2015	0
1/20/2015	2015	1	20	2015	0
1/21/2015	2015	1	21	2015	11.65
1/22/2015	2015	1	22	2015	0
1/23/2015	2015	1	23	2015	0
1/24/2015	2015	1	24	2015	0
1/25/2015	2015	1	25	2015	0
1/26/2015	2015	1	26	2015	0
1/27/2015	2015	1	27	2015	0
1/28/2015	2015	1	28	2015	0
1/29/2015	2015	1	29	2015	0
1/30/2015	2015	1	30	2015	0

1/31/2015	2015	1	31	2015	0
2/1/2015	2015	2	1	2015	0
2/2/2015	2015	2	2	2015	0
2/3/2015	2015	2	3	2015	18.37
2/4/2015	2015	2	4	2015	0
2/5/2015	2015	2	5	2015	0
2/6/2015	2015	2	6	2015	0
2/7/2015	2015	2	7	2015	0
2/8/2015	2015	2	8	2015	0
2/9/2015	2015	2	9	2015	0
2/10/2015	2015	2	10	2015	0
2/11/2015	2015	2	11	2015	0
2/12/2015	2015	2	12	2015	0
2/13/2015	2015	2	13	2015	0
2/14/2015	2015	2	14	2015	0
2/15/2015	2015	2	15	2015	0
2/16/2015	2015	2	16	2015	0
2/17/2015	2015	2	17	2015	0
2/18/2015	2015	2	18	2015	0
2/19/2015	2015	2	19	2015	0
2/20/2015	2015	2	20	2015	0
2/21/2015	2015	2	21	2015	0
2/22/2015	2015	2	22	2015	0
2/23/2015	2015	2	23	2015	0
2/24/2015	2015	2	24	2015	0
2/25/2015	2015	2	25	2015	0
2/26/2015	2015	2	26	2015	0
2/27/2015	2015	2	27	2015	0
2/28/2015	2015	2	28	2015	0
3/1/2015	2015	3	1	2015	0
3/2/2015	2015	3	2	2015	0
3/3/2015	2015	3	3	2015	0
3/4/2015	2015	3	4	2015	0
3/5/2015	2015	3	5	2015	0
3/6/2015	2015	3	6	2015	0
3/7/2015	2015	3	7	2015	0
3/8/2015	2015	3	8	2015	0
3/9/2015	2015	3	9	2015	0
3/10/2015	2015	3	10	2015	0
3/11/2015	2015	3	11	2015	0
3/12/2015	2015	3	12	2015	0
3/13/2015	2015	3	13	2015	0
3/14/2015	2015	3	14	2015	0
3/15/2015	2015	3	15	2015	0
3/16/2015	2015	3	16	2015	0
3/17/2015	2015	3	17	2015	0
3/18/2015	2015	3	18	2015	0

3/19/2015	2015	3	19	2015	0
3/20/2015	2015	3	20	2015	0
3/21/2015	2015	3	21	2015	0
3/22/2015	2015	3	22	2015	0
3/23/2015	2015	3	23	2015	0
3/24/2015	2015	3	24	2015	0
3/25/2015	2015	3	25	2015	0
3/26/2015	2015	3	26	2015	0
3/27/2015	2015	3	27	2015	0
3/28/2015	2015	3	28	2015	0
3/29/2015	2015	3	29	2015	0
3/30/2015	2015	3	30	2015	0
3/31/2015	2015	3	31	2015	4.33
10/1/2015	2015	10	1	2016	0
10/2/2015	2015	10	2	2016	0
10/3/2015	2015	10	3	2016	0
10/4/2015	2015	10	4	2016	0
10/5/2015	2015	10	5	2016	0
10/6/2015	2015	10	6	2016	0
10/7/2015	2015	10	7	2016	0
10/8/2015	2015	10	8	2016	0
10/9/2015	2015	10	9	2016	0
10/10/2015	2015	10	10	2016	0
10/11/2015	2015	10	11	2016	0
10/12/2015	2015	10	12	2016	0
10/13/2015	2015	10	13	2016	0
10/14/2015	2015	10	14	2016	0
10/15/2015	2015	10	15	2016	0
10/16/2015	2015	10	16	2016	0
10/17/2015	2015	10	17	2016	0
10/18/2015	2015	10	18	2016	0
10/19/2015	2015	10	19	2016	0
10/20/2015	2015	10	20	2016	0
10/21/2015	2015	10	21	2016	0
10/22/2015	2015	10	22	2016	0
10/23/2015	2015	10	23	2016	0
10/24/2015	2015	10	24	2016	0
10/25/2015	2015	10	25	2016	0
10/26/2015	2015	10	26	2016	0
10/27/2015	2015	10	27	2016	0
10/28/2015	2015	10	28	2016	0
10/29/2015	2015	10	29	2016	0
10/30/2015	2015	10	30	2016	0
10/31/2015	2015	10	31	2016	0
11/1/2015	2015	11	1	2016	0
11/2/2015	2015	11	2	2016	0
11/3/2015	2015	11	3	2016	0

11/4/2015	2015	11	4	2016	0
11/5/2015	2015	11	5	2016	0
11/6/2015	2015	11	6	2016	0
11/7/2015	2015	11	7	2016	0
11/8/2015	2015	11	8	2016	0
11/9/2015	2015	11	9	2016	0
11/10/2015	2015	11	10	2016	0
11/11/2015	2015	11	11	2016	0
11/12/2015	2015	11	12	2016	0
11/13/2015	2015	11	13	2016	0
11/14/2015	2015	11	14	2016	0
11/15/2015	2015	11	15	2016	0
11/16/2015	2015	11	16	2016	0
11/17/2015	2015	11	17	2016	0
11/18/2015	2015	11	18	2016	0
11/19/2015	2015	11	19	2016	0
11/20/2015	2015	11	20	2016	0
11/21/2015	2015	11	21	2016	0
11/22/2015	2015	11	22	2016	0
11/23/2015	2015	11	23	2016	0
11/24/2015	2015	11	24	2016	0
11/25/2015	2015	11	25	2016	0
11/26/2015	2015	11	26	2016	0
11/27/2015	2015	11	27	2016	0
11/28/2015	2015	11	28	2016	0
11/29/2015	2015	11	29	2016	0
11/30/2015	2015	11	30	2016	0
12/1/2015	2015	12	1	2016	0
12/2/2015	2015	12	2	2016	0
12/3/2015	2015	12	3	2016	0
12/4/2015	2015	12	4	2016	0
12/5/2015	2015	12	5	2016	0
12/6/2015	2015	12	6	2016	0
12/7/2015	2015	12	7	2016	0
12/8/2015	2015	12	8	2016	0
12/9/2015	2015	12	9	2016	0
12/10/2015	2015	12	10	2016	0
12/11/2015	2015	12	11	2016	0
12/12/2015	2015	12	12	2016	0
12/13/2015	2015	12	13	2016	0
12/14/2015	2015	12	14	2016	0
12/15/2015	2015	12	15	2016	0
12/16/2015	2015	12	16	2016	0
12/17/2015	2015	12	17	2016	0
12/18/2015	2015	12	18	2016	0
12/19/2015	2015	12	19	2016	0
12/20/2015	2015	12	20	2016	0

12/21/2015	2015	12	21	2016	0
12/22/2015	2015	12	22	2016	0
12/23/2015	2015	12	23	2016	0
12/24/2015	2015	12	24	2016	0
12/25/2015	2015	12	25	2016	0
12/26/2015	2015	12	26	2016	0
12/27/2015	2015	12	27	2016	0
12/28/2015	2015	12	28	2016	8.66
12/29/2015	2015	12	29	2016	0
12/30/2015	2015	12	30	2016	0
12/31/2015	2015	12	31	2016	0
1/1/2016	2016	1	1	2016	0
1/2/2016	2016	1	2	2016	0
1/3/2016	2016	1	3	2016	0
1/4/2016	2016	1	4	2016	0
1/5/2016	2016	1	5	2016	8.66
1/6/2016	2016	1	6	2016	0
1/7/2016	2016	1	7	2016	0
1/8/2016	2016	1	8	2016	0
1/9/2016	2016	1	9	2016	0
1/10/2016	2016	1	10	2016	0
1/11/2016	2016	1	11	2016	0
1/12/2016	2016	1	12	2016	2.88
1/13/2016	2016	1	13	2016	0
1/14/2016	2016	1	14	2016	2.88
1/15/2016	2016	1	15	2016	0
1/16/2016	2016	1	16	2016	3.52
1/17/2016	2016	1	17	2016	0
1/18/2016	2016	1	18	2016	0
1/19/2016	2016	1	19	2016	0
1/20/2016	2016	1	20	2016	0
1/21/2016	2016	1	21	2016	0
1/22/2016	2016	1	22	2016	0
1/23/2016	2016	1	23	2016	0
1/24/2016	2016	1	24	2016	0
1/25/2016	2016	1	25	2016	0
1/26/2016	2016	1	26	2016	0
1/27/2016	2016	1	27	2016	0
1/28/2016	2016	1	28	2016	8.59
1/29/2016	2016	1	29	2016	0
1/30/2016	2016	1	30	2016	0
1/31/2016	2016	1	31	2016	0
2/1/2016	2016	2	1	2016	0
2/2/2016	2016	2	2	2016	9.05
2/3/2016	2016	2	3	2016	0
2/4/2016	2016	2	4	2016	0
2/5/2016	2016	2	5	2016	0

2/6/2016	2016	2	6	2016	3.52
2/7/2016	2016	2	7	2016	0
2/8/2016	2016	2	8	2016	0
2/9/2016	2016	2	9	2016	0
2/10/2016	2016	2	10	2016	0
2/11/2016	2016	2	11	2016	0
2/12/2016	2016	2	12	2016	0
2/13/2016	2016	2	13	2016	0
2/14/2016	2016	2	14	2016	0
2/15/2016	2016	2	15	2016	0
2/16/2016	2016	2	16	2016	0
2/17/2016	2016	2	17	2016	0
2/18/2016	2016	2	18	2016	0
2/19/2016	2016	2	19	2016	0
2/20/2016	2016	2	20	2016	0
2/21/2016	2016	2	21	2016	0
2/22/2016	2016	2	22	2016	2.88
2/23/2016	2016	2	23	2016	0
2/24/2016	2016	2	24	2016	0
2/25/2016	2016	2	25	2016	0
2/26/2016	2016	2	26	2016	0
2/27/2016	2016	2	27	2016	0
2/28/2016	2016	2	28	2016	0
2/29/2016	2016	2	29	2016	0
3/1/2016	2016	3	1	2016	0
3/2/2016	2016	3	2	2016	0
3/3/2016	2016	3	3	2016	0
3/4/2016	2016	3	4	2016	0
3/5/2016	2016	3	5	2016	0
3/6/2016	2016	3	6	2016	0
3/7/2016	2016	3	7	2016	0
3/8/2016	2016	3	8	2016	0
3/9/2016	2016	3	9	2016	0
3/10/2016	2016	3	10	2016	0
3/11/2016	2016	3	11	2016	0
3/12/2016	2016	3	12	2016	0
3/13/2016	2016	3	13	2016	0
3/14/2016	2016	3	14	2016	0
3/15/2016	2016	3	15	2016	0
3/16/2016	2016	3	16	2016	0
3/17/2016	2016	3	17	2016	0
3/18/2016	2016	3	18	2016	0
3/19/2016	2016	3	19	2016	0
3/20/2016	2016	3	20	2016	0
3/21/2016	2016	3	21	2016	2.88
3/22/2016	2016	3	22	2016	2.88
3/23/2016	2016	3	23	2016	0

3/24/2016	2016	3	24	2016	0
3/25/2016	2016	3	25	2016	0
3/26/2016	2016	3	26	2016	0
3/27/2016	2016	3	27	2016	0
3/28/2016	2016	3	28	2016	0
3/29/2016	2016	3	29	2016	0
3/30/2016	2016	3	30	2016	0
3/31/2016	2016	3	31	2016	0
10/1/2016	2016	10	1	2017	0
10/2/2016	2016	10	2	2017	0
10/3/2016	2016	10	3	2017	0
10/4/2016	2016	10	4	2017	0
10/5/2016	2016	10	5	2017	0
10/6/2016	2016	10	6	2017	0
10/7/2016	2016	10	7	2017	0
10/8/2016	2016	10	8	2017	0
10/9/2016	2016	10	9	2017	0
10/10/2016	2016	10	10	2017	0
10/11/2016	2016	10	11	2017	0
10/12/2016	2016	10	12	2017	0
10/13/2016	2016	10	13	2017	0
10/14/2016	2016	10	14	2017	0
10/15/2016	2016	10	15	2017	0
10/16/2016	2016	10	16	2017	0
10/17/2016	2016	10	17	2017	0
10/18/2016	2016	10	18	2017	0
10/19/2016	2016	10	19	2017	0
10/20/2016	2016	10	20	2017	0
10/21/2016	2016	10	21	2017	0
10/22/2016	2016	10	22	2017	0
10/23/2016	2016	10	23	2017	0
10/24/2016	2016	10	24	2017	0
10/25/2016	2016	10	25	2017	0
10/26/2016	2016	10	26	2017	0
10/27/2016	2016	10	27	2017	0
10/28/2016	2016	10	28	2017	0
10/29/2016	2016	10	29	2017	0
10/30/2016	2016	10	30	2017	0
10/31/2016	2016	10	31	2017	0
11/1/2016	2016	11	1	2017	0
11/2/2016	2016	11	2	2017	0
11/3/2016	2016	11	3	2017	0
11/4/2016	2016	11	4	2017	0
11/5/2016	2016	11	5	2017	0
11/6/2016	2016	11	6	2017	0
11/7/2016	2016	11	7	2017	0
11/8/2016	2016	11	8	2017	0

11/9/2016	2016	11	9	2017	0
11/10/2016	2016	11	10	2017	0
11/11/2016	2016	11	11	2017	0
11/12/2016	2016	11	12	2017	0
11/13/2016	2016	11	13	2017	0
11/14/2016	2016	11	14	2017	0
11/15/2016	2016	11	15	2017	0
11/16/2016	2016	11	16	2017	0
11/17/2016	2016	11	17	2017	0
11/18/2016	2016	11	18	2017	0
11/19/2016	2016	11	19	2017	0
11/20/2016	2016	11	20	2017	0
11/21/2016	2016	11	21	2017	0
11/22/2016	2016	11	22	2017	0
11/23/2016	2016	11	23	2017	0
11/24/2016	2016	11	24	2017	0
11/25/2016	2016	11	25	2017	0
11/26/2016	2016	11	26	2017	0
11/27/2016	2016	11	27	2017	0
11/28/2016	2016	11	28	2017	0
11/29/2016	2016	11	29	2017	0
11/30/2016	2016	11	30	2017	0
12/1/2016	2016	12	1	2017	0
12/2/2016	2016	12	2	2017	0
12/3/2016	2016	12	3	2017	0
12/4/2016	2016	12	4	2017	0
12/5/2016	2016	12	5	2017	0
12/6/2016	2016	12	6	2017	0
12/7/2016	2016	12	7	2017	0
12/8/2016	2016	12	8	2017	0
12/9/2016	2016	12	9	2017	0
12/10/2016	2016	12	10	2017	0
12/11/2016	2016	12	11	2017	0
12/12/2016	2016	12	12	2017	0
12/13/2016	2016	12	13	2017	0
12/14/2016	2016	12	14	2017	0
12/15/2016	2016	12	15	2017	0
12/16/2016	2016	12	16	2017	0
12/17/2016	2016	12	17	2017	0
12/18/2016	2016	12	18	2017	0
12/19/2016	2016	12	19	2017	0
12/20/2016	2016	12	20	2017	20.58
12/21/2016	2016	12	21	2017	0
12/22/2016	2016	12	22	2017	0
12/23/2016	2016	12	23	2017	0
12/24/2016	2016	12	24	2017	0
12/25/2016	2016	12	25	2017	0

12/26/2016	2016	12	26	2017	0
12/27/2016	2016	12	27	2017	2.54
12/28/2016	2016	12	28	2017	0
12/29/2016	2016	12	29	2017	0
12/30/2016	2016	12	30	2017	0
12/31/2016	2016	12	31	2017	0
1/1/2017	2017	1	1	2017	0
1/2/2017	2017	1	2	2017	0
1/3/2017	2017	1	3	2017	0
1/4/2017	2017	1	4	2017	0
1/5/2017	2017	1	5	2017	0
1/6/2017	2017	1	6	2017	0
1/7/2017	2017	1	7	2017	0
1/8/2017	2017	1	8	2017	0
1/9/2017	2017	1	9	2017	0
1/10/2017	2017	1	10	2017	0
1/11/2017	2017	1	11	2017	0
1/12/2017	2017	1	12	2017	0
1/13/2017	2017	1	13	2017	0
1/14/2017	2017	1	14	2017	0
1/15/2017	2017	1	15	2017	0
1/16/2017	2017	1	16	2017	0
1/17/2017	2017	1	17	2017	0
1/18/2017	2017	1	18	2017	0
1/19/2017	2017	1	19	2017	0
1/20/2017	2017	1	20	2017	0
1/21/2017	2017	1	21	2017	0
1/22/2017	2017	1	22	2017	0
1/23/2017	2017	1	23	2017	0
1/24/2017	2017	1	24	2017	0
1/25/2017	2017	1	25	2017	0
1/26/2017	2017	1	26	2017	0
1/27/2017	2017	1	27	2017	0
1/28/2017	2017	1	28	2017	0
1/29/2017	2017	1	29	2017	0
1/30/2017	2017	1	30	2017	0
1/31/2017	2017	1	31	2017	0
2/1/2017	2017	2	1	2017	0
2/2/2017	2017	2	2	2017	0
2/3/2017	2017	2	3	2017	0
2/4/2017	2017	2	4	2017	0
2/5/2017	2017	2	5	2017	0
2/6/2017	2017	2	6	2017	0
2/7/2017	2017	2	7	2017	17.38
2/8/2017	2017	2	8	2017	0
2/9/2017	2017	2	9	2017	0
2/10/2017	2017	2	10	2017	0

2/11/2017	2017	2	11	2017	0
2/12/2017	2017	2	12	2017	0
2/13/2017	2017	2	13	2017	0
2/14/2017	2017	2	14	2017	17.57
2/15/2017	2017	2	15	2017	0
2/16/2017	2017	2	16	2017	0
2/17/2017	2017	2	17	2017	0
2/18/2017	2017	2	18	2017	0
2/19/2017	2017	2	19	2017	0
2/20/2017	2017	2	20	2017	0
2/21/2017	2017	2	21	2017	0
2/22/2017	2017	2	22	2017	0
2/23/2017	2017	2	23	2017	0
2/24/2017	2017	2	24	2017	0
2/25/2017	2017	2	25	2017	0
2/26/2017	2017	2	26	2017	0
2/27/2017	2017	2	27	2017	0
2/28/2017	2017	2	28	2017	0
3/1/2017	2017	3	1	2017	0
3/2/2017	2017	3	2	2017	0
3/3/2017	2017	3	3	2017	0
3/4/2017	2017	3	4	2017	0
3/5/2017	2017	3	5	2017	0
3/6/2017	2017	3	6	2017	0
3/7/2017	2017	3	7	2017	0
3/8/2017	2017	3	8	2017	0
3/9/2017	2017	3	9	2017	0
3/10/2017	2017	3	10	2017	0
3/11/2017	2017	3	11	2017	0
3/12/2017	2017	3	12	2017	0
3/13/2017	2017	3	13	2017	0
3/14/2017	2017	3	14	2017	0
3/15/2017	2017	3	15	2017	0
3/16/2017	2017	3	16	2017	0
3/17/2017	2017	3	17	2017	0
3/18/2017	2017	3	18	2017	0
3/19/2017	2017	3	19	2017	0
3/20/2017	2017	3	20	2017	0
3/21/2017	2017	3	21	2017	0
3/22/2017	2017	3	22	2017	0
3/23/2017	2017	3	23	2017	0
3/24/2017	2017	3	24	2017	0
3/25/2017	2017	3	25	2017	0
3/26/2017	2017	3	26	2017	0
3/27/2017	2017	3	27	2017	0
3/28/2017	2017	3	28	2017	2.88
3/29/2017	2017	3	29	2017	5.76

3/30/2017	2017	3	30	2017	0
3/31/2017	2017	3	31	2017	0
10/1/2017	2017	10	1	2018	0
10/2/2017	2017	10	2	2018	0
10/3/2017	2017	10	3	2018	0
10/4/2017	2017	10	4	2018	0
10/5/2017	2017	10	5	2018	0
10/6/2017	2017	10	6	2018	0
10/7/2017	2017	10	7	2018	0
10/8/2017	2017	10	8	2018	0
10/9/2017	2017	10	9	2018	0
10/10/2017	2017	10	10	2018	0
10/11/2017	2017	10	11	2018	0
10/12/2017	2017	10	12	2018	0
10/13/2017	2017	10	13	2018	0
10/14/2017	2017	10	14	2018	0
10/15/2017	2017	10	15	2018	0
10/16/2017	2017	10	16	2018	0
10/17/2017	2017	10	17	2018	0
10/18/2017	2017	10	18	2018	0
10/19/2017	2017	10	19	2018	0
10/20/2017	2017	10	20	2018	0
10/21/2017	2017	10	21	2018	0
10/22/2017	2017	10	22	2018	0
10/23/2017	2017	10	23	2018	0
10/24/2017	2017	10	24	2018	0
10/25/2017	2017	10	25	2018	0
10/26/2017	2017	10	26	2018	0
10/27/2017	2017	10	27	2018	0
10/28/2017	2017	10	28	2018	0
10/29/2017	2017	10	29	2018	0
10/30/2017	2017	10	30	2018	0
10/31/2017	2017	10	31	2018	0
11/1/2017	2017	11	1	2018	0
11/2/2017	2017	11	2	2018	0
11/3/2017	2017	11	3	2018	0
11/4/2017	2017	11	4	2018	0
11/5/2017	2017	11	5	2018	0
11/6/2017	2017	11	6	2018	0
11/7/2017	2017	11	7	2018	0
11/8/2017	2017	11	8	2018	0
11/9/2017	2017	11	9	2018	0
11/10/2017	2017	11	10	2018	0
11/11/2017	2017	11	11	2018	0
11/12/2017	2017	11	12	2018	0
11/13/2017	2017	11	13	2018	0
11/14/2017	2017	11	14	2018	0

11/15/2017	2017	11	15	2018	0
11/16/2017	2017	11	16	2018	0
11/17/2017	2017	11	17	2018	0
11/18/2017	2017	11	18	2018	0
11/19/2017	2017	11	19	2018	0
11/20/2017	2017	11	20	2018	0
11/21/2017	2017	11	21	2018	0
11/22/2017	2017	11	22	2018	0
11/23/2017	2017	11	23	2018	0
11/24/2017	2017	11	24	2018	0
11/25/2017	2017	11	25	2018	0
11/26/2017	2017	11	26	2018	0
11/27/2017	2017	11	27	2018	0
11/28/2017	2017	11	28	2018	0
11/29/2017	2017	11	29	2018	0
11/30/2017	2017	11	30	2018	0
12/1/2017	2017	12	1	2018	0
12/2/2017	2017	12	2	2018	0
12/3/2017	2017	12	3	2018	0
12/4/2017	2017	12	4	2018	0
12/5/2017	2017	12	5	2018	0
12/6/2017	2017	12	6	2018	0
12/7/2017	2017	12	7	2018	0
12/8/2017	2017	12	8	2018	0
12/9/2017	2017	12	9	2018	0
12/10/2017	2017	12	10	2018	0
12/11/2017	2017	12	11	2018	0
12/12/2017	2017	12	12	2018	0
12/13/2017	2017	12	13	2018	0
12/14/2017	2017	12	14	2018	0
12/15/2017	2017	12	15	2018	0
12/16/2017	2017	12	16	2018	0
12/17/2017	2017	12	17	2018	0
12/18/2017	2017	12	18	2018	0
12/19/2017	2017	12	19	2018	0
12/20/2017	2017	12	20	2018	0
12/21/2017	2017	12	21	2018	0
12/22/2017	2017	12	22	2018	0
12/23/2017	2017	12	23	2018	0
12/24/2017	2017	12	24	2018	0
12/25/2017	2017	12	25	2018	0
12/26/2017	2017	12	26	2018	0
12/27/2017	2017	12	27	2018	0
12/28/2017	2017	12	28	2018	0
12/29/2017	2017	12	29	2018	0
12/30/2017	2017	12	30	2018	0
12/31/2017	2017	12	31	2018	0

1/1/2018	2018	1	1	2018	0
1/2/2018	2018	1	2	2018	0
1/3/2018	2018	1	3	2018	0
1/4/2018	2018	1	4	2018	0
1/5/2018	2018	1	5	2018	0
1/6/2018	2018	1	6	2018	0
1/7/2018	2018	1	7	2018	0
1/8/2018	2018	1	8	2018	0
1/9/2018	2018	1	9	2018	0
1/10/2018	2018	1	10	2018	0
1/11/2018	2018	1	11	2018	0
1/12/2018	2018	1	12	2018	0
1/13/2018	2018	1	13	2018	0
1/14/2018	2018	1	14	2018	0
1/15/2018	2018	1	15	2018	0
1/16/2018	2018	1	16	2018	0
1/17/2018	2018	1	17	2018	0
1/18/2018	2018	1	18	2018	0
1/19/2018	2018	1	19	2018	0
1/20/2018	2018	1	20	2018	0
1/21/2018	2018	1	21	2018	0
1/22/2018	2018	1	22	2018	0
1/23/2018	2018	1	23	2018	0
1/24/2018	2018	1	24	2018	0
1/25/2018	2018	1	25	2018	0
1/26/2018	2018	1	26	2018	0
1/27/2018	2018	1	27	2018	0
1/28/2018	2018	1	28	2018	0
1/29/2018	2018	1	29	2018	0
1/30/2018	2018	1	30	2018	0
1/31/2018	2018	1	31	2018	0
2/1/2018	2018	2	1	2018	0
2/2/2018	2018	2	2	2018	0
2/3/2018	2018	2	3	2018	0
2/4/2018	2018	2	4	2018	0
2/5/2018	2018	2	5	2018	3.19
2/6/2018	2018	2	6	2018	0
2/7/2018	2018	2	7	2018	0
2/8/2018	2018	2	8	2018	0
2/9/2018	2018	2	9	2018	0
2/10/2018	2018	2	10	2018	0
2/11/2018	2018	2	11	2018	0
2/12/2018	2018	2	12	2018	0
2/13/2018	2018	2	13	2018	0
2/14/2018	2018	2	14	2018	0
2/15/2018	2018	2	15	2018	0
2/16/2018	2018	2	16	2018	0

2/17/2018	2018	2	17	2018	0
2/18/2018	2018	2	18	2018	0
2/19/2018	2018	2	19	2018	0
2/20/2018	2018	2	20	2018	3.88
2/21/2018	2018	2	21	2018	0
2/22/2018	2018	2	22	2018	0
2/23/2018	2018	2	23	2018	0
2/24/2018	2018	2	24	2018	0
2/25/2018	2018	2	25	2018	0
2/26/2018	2018	2	26	2018	0
2/27/2018	2018	2	27	2018	0
2/28/2018	2018	2	28	2018	0
3/1/2018	2018	3	1	2018	36.82
3/2/2018	2018	3	2	2018	27.02
3/3/2018	2018	3	3	2018	0
3/4/2018	2018	3	4	2018	0
3/5/2018	2018	3	5	2018	0
3/6/2018	2018	3	6	2018	35.5
3/7/2018	2018	3	7	2018	0
3/8/2018	2018	3	8	2018	17.47
3/9/2018	2018	3	9	2018	20.95
3/10/2018	2018	3	10	2018	0
3/11/2018	2018	3	11	2018	0
3/12/2018	2018	3	12	2018	0
3/13/2018	2018	3	13	2018	0
3/14/2018	2018	3	14	2018	0
3/15/2018	2018	3	15	2018	3.19
3/16/2018	2018	3	16	2018	0
3/17/2018	2018	3	17	2018	0
3/18/2018	2018	3	18	2018	0
3/19/2018	2018	3	19	2018	0
3/20/2018	2018	3	20	2018	3.19
3/21/2018	2018	3	21	2018	17.68
3/22/2018	2018	3	22	2018	32.72
3/23/2018	2018	3	23	2018	29.61
3/24/2018	2018	3	24	2018	20.72
3/25/2018	2018	3	25	2018	51.04
3/26/2018	2018	3	26	2018	29.28
3/27/2018	2018	3	27	2018	78.98
3/28/2018	2018	3	28	2018	52.54
3/29/2018	2018	3	29	2018	55.62
3/30/2018	2018	3	30	2018	26.63
3/31/2018	2018	3	31	2018	8.93

Pivot table for loss on days 1-15

Day	(Multiple Items)
Row Labels	
Sum of Winter Non-clipped	
1	400.00773
2010	0
2011	354.55127
2012	0
2013	3.18646
2014	0
2015	27.85
2016	14.42
2017	0
2018	0
2	366.02048
2010	199.61164
2011	50.83988
2012	39.71798
2013	6.77098
2014	0
2015	18.37
2016	12.57
2017	34.95
2018	3.19
3	3327.42515
2010	660.98844
2011	1189.65535
2012	880.66535
2013	227.13816
2014	228.02785
2015	0
2016	0
2017	0
2018	140.95
10	0
2010	0
2011	0
2012	0
2013	0
2014	0
2015	0
2016	0
2017	0
2018	0

11	0
2010	0
2011	0
2012	0
2013	0
2014	0
2015	0
2016	0
2017	0
2018	0
12	112.8888
2010	3.00677
2011	69.02212
2012	0
2013	40.85991
2014	0
2015	0
2016	0
2017	0
2018	0
Grand Total	4206.34216

Pivot table for loss on days 16-end of month

Day	(Multiple Items)
Row Labels	
1	548.34093
2010	153.24051
2011	296.31081
2012	11.58556
2013	63.44405
2014	0
2015	11.65
2016	12.11
2017	0
2018	0
2	1758.61366
2010	228.14168
2011	1277.11784
2012	246.59414
2013	0
2014	0
2015	0
2016	2.88
2017	0
2018	3.88
3	2668.69626
2010	365.79042
2011	890.93541
2012	743.22433
2013	171.89008
2014	71.18602
2015	4.33
2016	5.76
2017	8.64
2018	406.94
10	0
2010	0
2011	0
2012	0
2013	0
2014	0
2015	0
2016	0
2017	0
2018	0

Pivot table for total mor

Day
Row Labels
1
2010
2011
2012
2013
2014
2015
2016
2017
2018
2
2010
2011
2012
2013
2014
2015
2016
2017
2018
3
2010
2011
2012
2013
2014
2015
2016
2017
2018
10
2010
2011
2012
2013
2014
2015
2016
2017
2018

11	0
2010	0
2011	0
2012	0
2013	0
2014	0
2015	0
2016	0
2017	0
2018	0
12	448.25543
2010	0
2011	175.06884
2012	0
2013	197.71328
2014	0
2015	43.69331
2016	8.66
2017	23.12
2018	0
Grand Total	5423.90628

11
2010
2011
2012
2013
2014
2015
2016
2017
2018
12
2010
2011
2012
2013
2014
2015
2016
2017
2018
Grand Total

Monthly loss

(All)

Sum of Winter Non-clipped

948.34866

153.24051

650.86208

11.58556

66.63051

0

39.5

26.53

0

0

2124.63414

427.75332

1327.95772

286.31212

6.77098

0

18.37

15.45

34.95

7.07

5996.12141

1026.77886

2080.59076

1623.88968

399.02824

299.21387

4.33

5.76

8.64

547.89

0

0

0

0

0

0

0

0

0

0

0

0

0

0

0

0

0

0

0

0

561.14423

3.00677

244.09096

0

238.57319

0

43.69331

8.66

23.12

0

9630.24844

Pivot table for loss on days 1-15

Day	(Multiple Items)
2010	
	863.60685
1	0
2	199.61164
3	660.98844
10	0
11	0
12	3.00677
2011	
	1664.06862
1	354.55127
2	50.83988
3	1189.65535
10	0
11	0
12	69.02212
2012	
	920.38333
1	0
2	39.71798
3	880.66535
10	0
11	0
12	0
2013	
	277.95551
1	3.18646
2	6.77098
3	227.13816
10	0
11	0
12	40.85991
2014	
	228.02785
1	0
2	0
3	228.02785
10	0
11	0
12	0
2015	
	46.22
1	27.85
2	18.37
3	0
10	0

11	0
12	0
2016	26.99
1	14.42
2	12.57
3	0
10	0
11	0
12	0
2017	34.95
1	0
2	34.95
3	0
10	0
11	0
12	0
2018	144.14
1	0
2	3.19
3	140.95
10	0
11	0
12	0
Grand Total	4206.34216

Pivot table for loss on days 16-end of month

Day (Multiple Items)

Check to co

Row Labels	Sum of Winter Non-clipped	WY and month
2010	747.17261	2010
1	153.24051	1
2	228.14168	2
3	365.79042	3
10	0	10
11	0	11
12	0	12
2011	2639.4329	2011
1	296.31081	1
2	1277.11784	2
3	890.93541	3
10	0	10
11	0	11
12	175.06884	12
2012	1001.40403	2012
1	11.58556	1
2	246.59414	2
3	743.22433	3
10	0	10
11	0	11
12	0	12
2013	433.04741	2013
1	63.44405	1
2	0	2
3	171.89008	3
10	0	10
11	0	11
12	197.71328	12
2014	71.18602	2014
1	0	1
2	0	2
3	71.18602	3
10	0	10
11	0	11
12	0	12
2015	59.67331	2015
1	11.65	1
2	0	2
3	4.33	3
10	0	10

11	0	11
12	43.69331	12
2016	29.41	2016
1	12.11	1
2	2.88	2
3	5.76	3
10	0	10
11	0	11
12	8.66	12
2017	31.76	2017
1	0	1
2	0	2
3	8.64	3
10	0	10
11	0	11
12	23.12	12
2018	410.82	2018
1	0	1
2	3.88	2
3	406.94	3
10	0	10
11	0	11
12	0	12
Grand Total	5423.90628	Grand Total

confirm that pivot tables for Days 1-15 and Day 16-end of month add up to total monthly loss

Sum of Winter non-clipped (Days 1-15)	Sum of Winter non-clipped (Days 16-end of month)	Total monthly loss
863.60685	747.17261	
0	153.24051	153.24051
199.61164	228.14168	427.75332
660.98844	365.79042	1026.77886
0	0	0
0	0	0
3.00677	0	3.00677
1664.06862	2639.4329	
354.55127	296.31081	650.86208
50.83988	1277.11784	1327.95772
1189.65535	890.93541	2080.59076
0	0	0
0	0	0
69.02212	175.06884	244.09096
920.38333	1001.40403	
0	11.58556	11.58556
39.71798	246.59414	286.31212
880.66535	743.22433	1623.88968
0	0	0
0	0	0
0	0	0
277.95551	433.04741	
3.18646	63.44405	66.63051
6.77098	0	6.77098
227.13816	171.89008	399.02824
0	0	0
0	0	0
40.85991	197.71328	238.57319
228.02785	71.18602	
0	0	0
0	0	0
228.02785	71.18602	299.21387
0	0	0
0	0	0
0	0	0
46.22	59.67331	
27.85	11.65	39.5
18.37	0	18.37
0	4.33	4.33
0	0	0

0	0	0
0	43.69331	
26.99	29.41	56.4
14.42	12.11	26.53
12.57	2.88	15.45
0	5.76	5.76
0	0	0
0	0	0
0	8.66	8.66
34.95	31.76	
0	0	0
34.95	0	34.95
0	8.64	8.64
0	0	0
0	0	0
0	23.12	23.12
144.14	410.82	
0	0	0
3.19	3.88	7.07
140.95	406.94	547.89
0	0	0
0	0	0
0	0	0
4206.34216	5423.90628	

Pivot table for total monthly loss

Day	(All)
Row Labels	
Sum of Winter Non-clipped	
2010	1610.77946
1	153.24051
2	427.75332
3	1026.77886
10	0
11	0
12	3.00677
2011	4303.50152
1	650.86208
2	1327.95772
3	2080.59076
10	0
11	0
12	244.09096
2012	1921.78736
1	11.58556
2	286.31212
3	1623.88968
10	0
11	0
12	0
2013	711.00292
1	66.63051
2	6.77098
3	399.02824
10	0
11	0
12	238.57319
2014	299.21387
1	0
2	0
3	299.21387
10	0
11	0
12	0
2015	105.89331
1	39.5
2	18.37
3	4.33
10	0

11	0
12	43.69331
2016	56.4
1	26.53
2	15.45
3	5.76
10	0
11	0
12	8.66
2017	66.71
1	0
2	34.95
3	8.64
10	0
11	0
12	23.12
2018	554.96
1	0
2	7.07
3	547.89
10	0
11	0
12	0
Grand Total	9630.24844

WATER YEAR	LOSS OF UNCLIPPED WR-SIZED CHINOOK as % of WR-SIZED ITL [(Monthly Loss/WR-SIZED ITL)*100]
2010	0.01
2011	3.68
2012	0.00
2013	2.24
2014	0.00
2015	1.75
2016	0.43
2017	0.70
2018	0.00
2010	0.00
2011	5.34
2012	0.00
2013	0.03
2014	0.00
2015	1.12
2016	0.71
2017	0.00
2018	0.00
2010	0.65
2011	4.46
2012	0.36
2013	0.60
2014	0.00
2015	0.47
2016	0.60
2017	0.00
2018	0.00
2010	0.85
2011	0.77

2012	1.23
2013	0.06
2014	0.00
2015	0.74
2016	0.62
2017	1.05
2018	0.08
2010	0.97
2011	19.23
2012	7.61
2013	0.00
2014	0.00
2015	0.00
2016	0.14
2017	0.00
2018	0.10
2010	2.80
2011	17.92
2012	27.17
2013	2.13
2014	0.95
2015	0.00
2016	0.00
2017	0.00
2018	3.50
2010	1.55
2011	13.42
2012	22.93
2013	1.61
2014	0.30
2015	0.17
2016	0.28
2017	0.26
2018	10.10

Average cumulative loss by 3/31

Median cumulative loss by 3/31

- 50th percentile (inclusive)
- 60th percentile (inclusive)
- 70th percentile (inclusive)
- 80th percentile (inclusive)
- 90th percentile (inclusive)

Threshold=90% of max

50% of 90% of max (go to -3,500 cfs OMR)

75% of 90% of max (go to -2,500 cfs OMR)

WATER YEAR	CUMULATIVE LOSS OF UNCLIPPED WR-SIZED CHINOOK as % of WR- SIZED ITL BY END OF PERIOD ("loss in period t")
2010	6.8
2011	64.8
2012	59.3
2013	6.7
2014	1.3
2015	4.3
2016	2.8
2017	2.0
2018	13.8
Average cumulative loss by 3/31	18.0
Median cumulative loss by 3/31	6.7
50th percentile (inclusive)	6.7
60th percentile (inclusive)	6.8
70th percentile (inclusive)	11.0
80th percentile (inclusive)	32.0
90th percentile (inclusive)	60.4
90% of max	58.3
75% of max	48.6
50% of 90% of max	29.2
75% of 90% of max	43.7

Criteria per NMFS Method A (data from all years)

CUMULATIVE LOSS OF UNCLIPPED WR-SIZED CHINOOK as % of WR-SIZED ITL BY END OF PERIOD ("loss in period t")	AVERAGE CUMULATIVE LOSS IN PERIOD T MINUS 1	AVERAGE CUMULATIVE LOSS IN PERIOD T MINUS 1 (rounded)	AVERAGE CUMULATIVE LOSS IN PERIOD T
0.01	NA	NA	NA
3.68			
0.00			
2.24			
0.00			
1.75			
0.43			
0.70			
0.00			
0.01			
9.02			
0.00			
2.27			
0.00			
2.87			
1.13			
0.70			
0.00			
0.66	1.78	2%	2.57
13.48			
0.36			
2.86			
0.00			
3.34			
1.73			
0.70			
0.00			
1.51			
14.24			

1.58	2.57	3%	3.17
2.93			
0.00			
4.08			
2.35			
1.75			
0.08			

2.48	3.17	3%	6.28
33.48			
9.19			
2.93			
0.00			
4.08			
2.49			
1.75			
0.18			

5.28	6.28	6%	12.34
51.39			
36.36			
5.06			
0.95			
4.08			
2.49			
1.75			
3.67			

6.83	12.34	12%	17.96
64.81			
59.30			
6.67			
1.25			
4.25			
2.77			
2.01			
13.78			

17.96
6.67
6.67
6.80
11.00
31.98
60.40

58.33

29.16

43.75

Criteria per NMFS Method B (data from all years but WY 2014 and WY 2015)

AVERAGE CUMULATIVE LOSS IN PERIOD T (rounded)	AVERAGE CUMULATIVE LOSS IN PERIOD T MINUS 1	AVERAGE CUMULATIVE LOSS IN PERIOD T MINUS 1 (rounded)	AVERAGE CUMULATIVE LOSS IN PERIOD T	AVERAGE CUMULATIVE LOSS IN PERIOD T (rounded)
NA	NA	NA	NA	NA
2%	1.01	1%	1.88	2%
3%	1.88	2%	2.83	3%


3%	2.83	3%	3.49	3%
6%	3.49	3%	7.50	8%
12%	7.50	8%	15.14	15%
18%	15.14	15%	22.31	22%

Criteria per NMFS Method C (data from all years but WY 2014, WY 2015, and WY 2017)

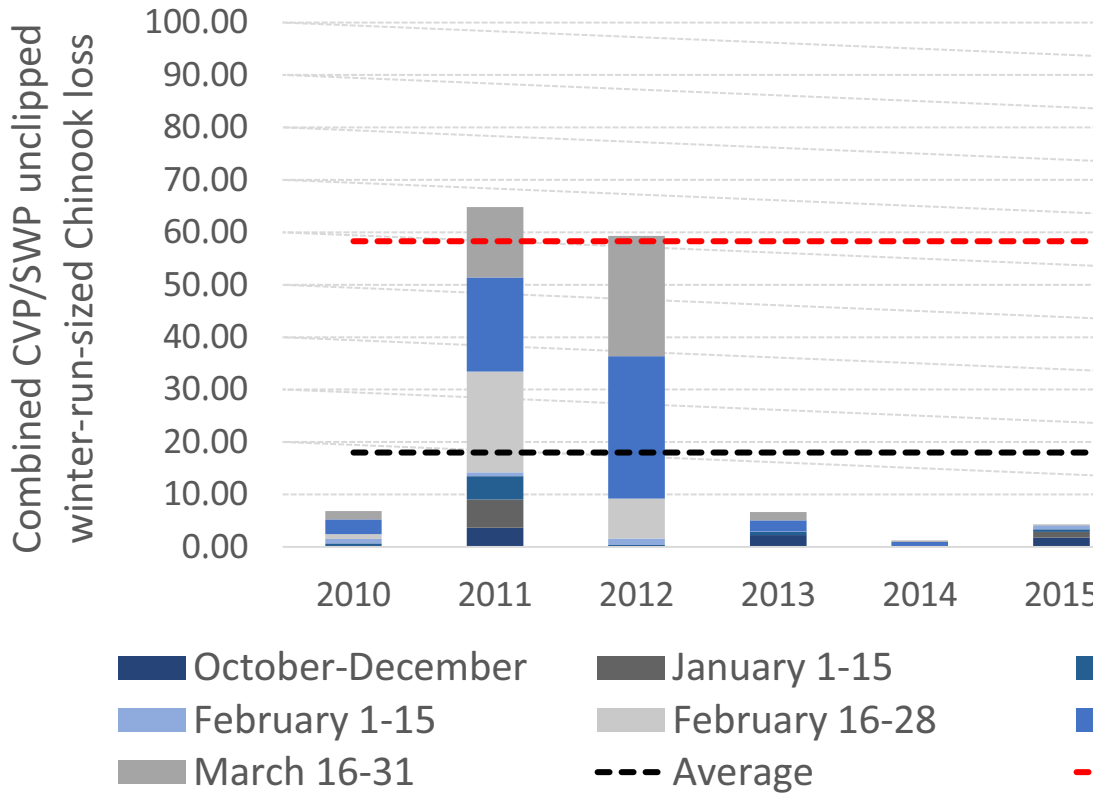
AVERAGE CUMULATIVE LOSS IN PERIOD T MINUS 1	AVERAGE CUMULATIVE LOSS IN PERIOD T MINUS 1 (rounded)	AVERAGE CUMULATIVE LOSS IN PERIOD T	AVERAGE CUMULATIVE LOSS IN PERIOD T (rounded)	Average	
NA	NA	NA	NA	18	58.3
				18	58.3
				18	58.3
				18	58.3
				18	58.3
				18	58.3
				18	58.3
				18	58.3
				18	58.3
1.06	1%	2.07	2%		
2.07	2%	3.18	3%		

3.18	3%	3.78	4%
3.78	4%	8.46	8%
8.46	8%	17.38	17%
17.38	17%	25.69	26%

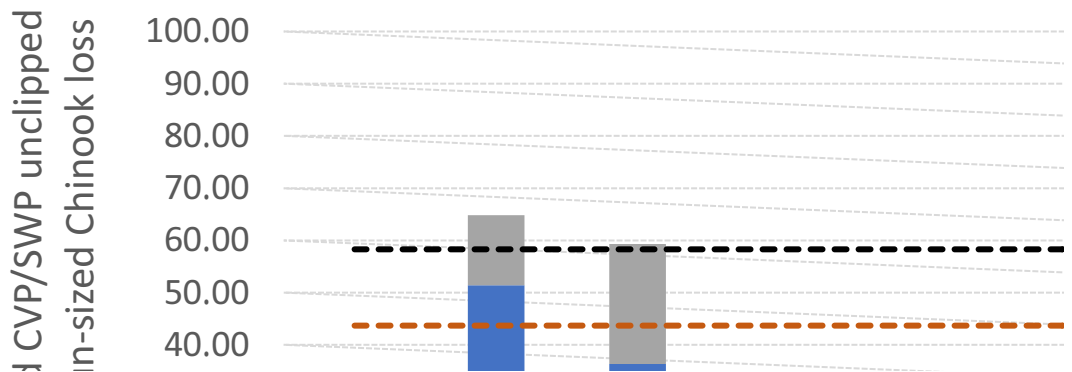
29.2	43.7
29.2	43.7
29.2	43.7
29.2	43.7
29.2	43.7
29.2	43.7
29.2	43.7
29.2	43.7
29.2	43.7

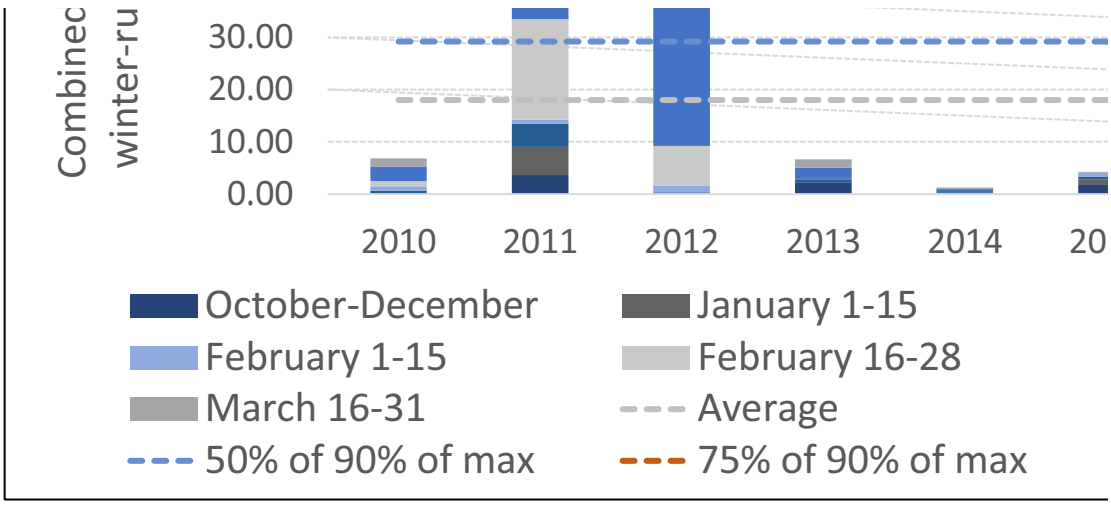


Combined CVP/SWP unclipped winter-run-JPE-scaled loss by Water Year (stacked by biweekly period) -- October-Ma

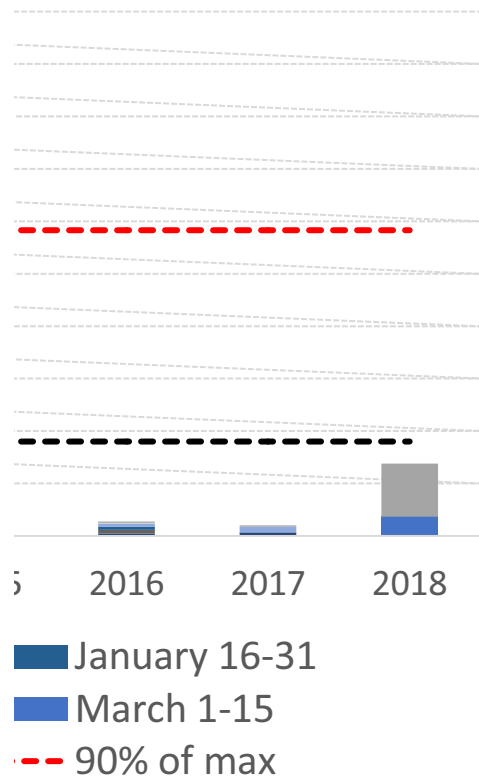


Combined CVP/SWP unclipped winter-run-JPE-scaled loss by Water Year (stacked by biweekly period) -- October-M





175-200 sized Chinook
by Oct-Dec or
March



175-200 sized Chinook
by Oct-Dec or
March

