

	COS_escapement	COS_2.5th Percentile	COS_97.5th_Percentile
1922			
1923			
1924			
1925			
1926	2249	1425	3845
1927	3330	1698	5260
1928	3848	2004	6339
1929	3172	1231	5987
1930	3866	1527	7734
1931	3254	1383	6273
1932	2885	1015	5355
1933	2462	677	4955
1934	609	200	1483
1935	1133	255	2573
1936	199	44	399
1937	249	53	574
1938	1501	188	3972
1939	748	131	2366
1940	681	152	1600
1941	1087	224	2826
1942	1234	178	3448
1943	1400	278	3535
1944	1797	378	4891
1945	1806	326	4364
1946	1500	294	4227
1947	1976	512	4678
1948	1835	340	4768
1949	1361	181	3353
1950	1427	208	4033
1951	1700	347	4844
1952	1771	343	4571
1953	2102	186	5035
1954	2678	418	7116
1955	2229	286	6628
1956	2811	401	7306
1957	2151	299	6467
1958	3466	335	10140
1959	2835	619	8497
1960	3473	438	9084
1961	4057	512	14393
1962	2955	744	8600
1963	4092	666	12580
1964	5100	750	14437
1965	3789	791	9730
1966	3864	432	11106
1967	6220	636	21795

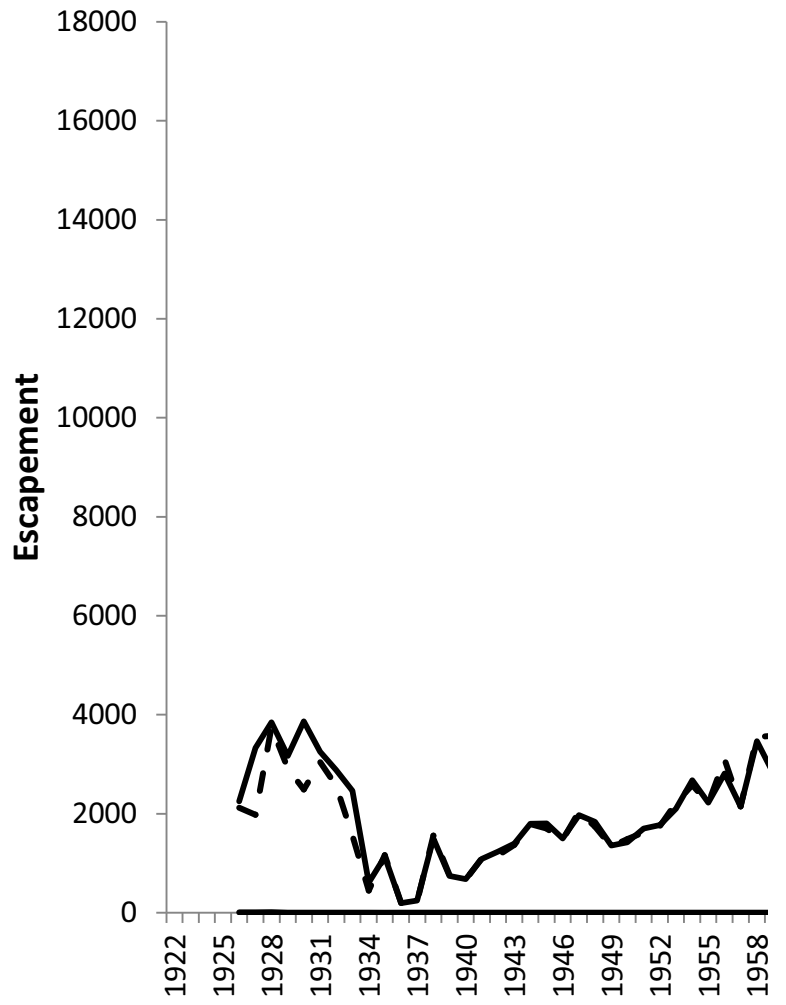
1968	4561	899	16229
1969	6427	785	19919
1970	8113	481	27572
1971	6892	1210	19183
1972	9947	1634	31257
1973	9120	654	22353
1974	6709	1022	18662
1975	13684	2149	35217
1976	13549	1685	35038
1977	9387	1112	27001
1978	8200	1404	18632
1979	6558	660	15693
1980	1406	324	3458
1981	9525	1718	24162
1982	9672	640	24037
1983	3445	924	8234
1984	14922	1747	39744
1985	13211	1103	36754
1986	5951	1462	13740
1987	10435	1099	22126
1988	13310	1162	34015
1989	6588	1327	14104
1990	10015	1452	21197
1991	8294	1433	18788
1992	5576	933	16255
1993	6498	862	16322
1994	7206	939	15527
1995	5902	1007	13371
1996	6625	674	17572
1997	10540	692	27480
1998	8819	1465	20007
1999	10272	1134	25109
2000	14520	1251	40063
2001	12110	1661	25429
2002	13396	1841	31892

PA_escapement	PA_2.5th_Percentile	PA_97.5th_Percentile	WOA_Esca	WOA_2.5th
2123	1260	3834	5	3
1980	1024	3022	8	3
3748	1900	6259	11	4
2918	1052	5593	2	1
2490	936	4767	2	0
3048	1280	5914	1	0
2565	733	5081	2	0
1557	347	3136	1	0
445	132	956	1	0
1164	237	2693	1	0
202	36	443	1	0
220	30	555	1	0
1559	180	4196	1	0
769	133	2418	1	0
669	145	1642	1	0
1098	214	2859	1	0
1157	168	3203	2	0
1370	272	3578	3	1
1791	371	5012	3	1
1704	322	4143	3	1
1475	288	4056	1	0
2041	522	4721	2	1
1743	340	4598	2	0
1340	198	3280	1	0
1490	222	4085	1	0
1623	348	4683	1	0
1753	360	4249	2	1
2218	193	5039	2	1
2580	410	6571	2	1
2214	293	6636	2	0
3100	433	8410	2	1
2150	313	6416	2	0
3549	395	10314	2	1
3576	714	10739	2	1
3575	464	9109	2	1
4469	555	15296	2	0
3418	831	10925	2	1
4121	666	12374	1	0
5561	776	15804	1	1
4427	874	11522	2	1
4213	489	11756	1	0
6991	742	22991	2	0

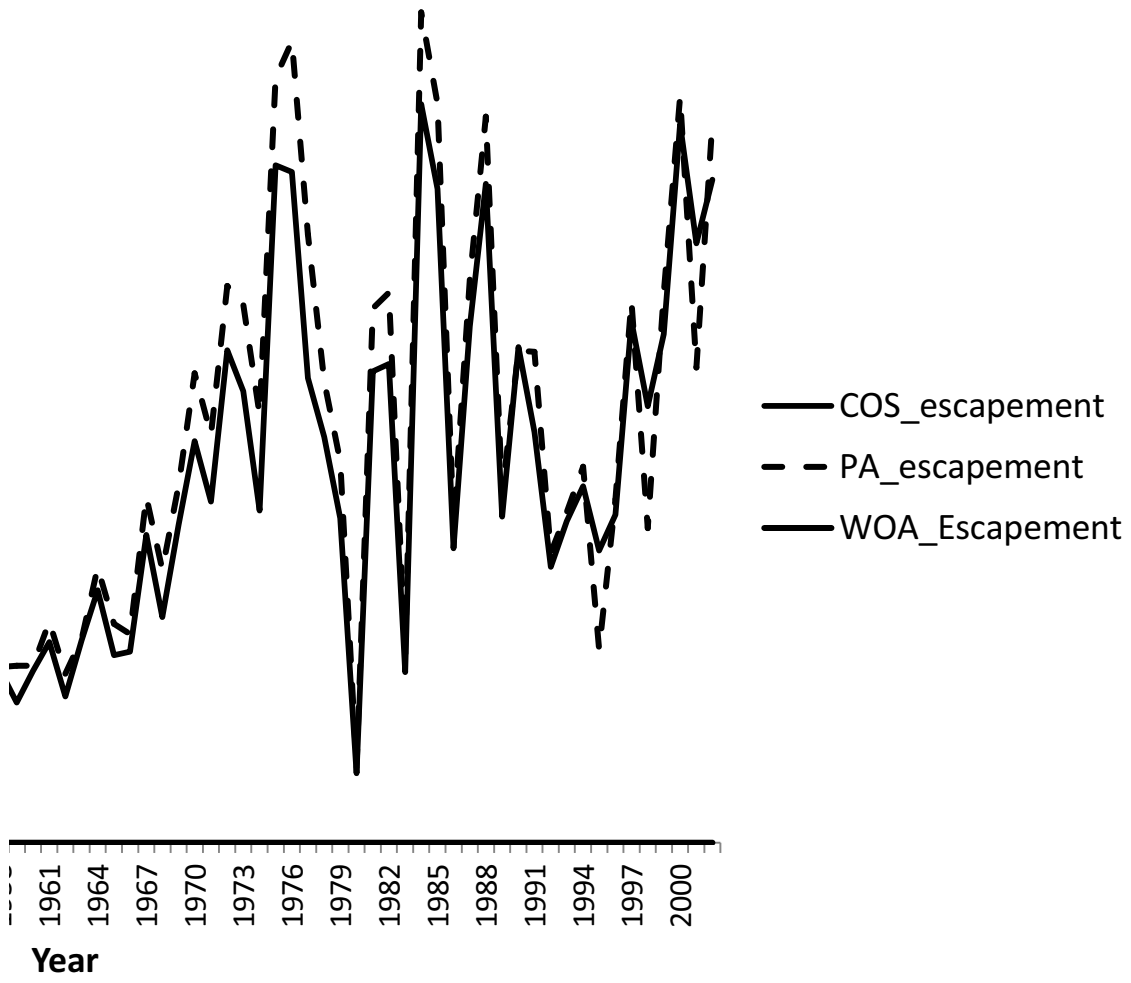
5514	1142	19664	2	1
7221	913	23262	2	0
9484	503	28755	2	0
8243	1315	21489	2	1
11250	1943	33043	2	1
10877	1027	25322	2	1
8652	1197	24235	2	0
15455	2492	36841	2	1
16190	1866	38554	2	1
12289	1963	30818	2	1
9322	1678	19895	1	0
7706	774	16673	1	0
1517	308	3795	2	1
10794	1840	27949	2	0
11112	715	25537	2	0
3822	1153	8297	2	0
16777	1882	41643	2	0
14929	1282	36952	2	1
6427	1709	13674	2	0
11383	1208	21723	1	0
14667	1507	34023	2	0
7049	1377	14637	2	0
9946	1452	20677	1	0
9916	1644	22945	1	0
5859	999	16384	1	0
6682	839	16549	1	0
7600	904	16860	1	0
3909	716	7806	1	0
6939	737	16416	1	0
10948	651	28725	1	0
6355	723	14032	2	0
11103	1231	27191	1	0
15071	1449	39702	2	1
9601	1081	20188	2	0
14583	2065	34011	2	1

WOA_97.5th_Percentile

9
15
19
7
6
2
4
4
3
4
1
2
3
3
3
3
4
7
10
6
4
4
5
2
3
2
4
5
6
4
4
4
4
4
5
4
4
4
5



6
6
4
6
5
6
6
4
6
5
4
2
6
5
4
5
4
5
7
2
5
4
4
3
5
2
2
3
2
3
4
4
5
5
5



	COS_egg_S	COS_2.5th_Percentile	COS_97.5th_Percentile
1922	0.991156485	0.972161	1
1923	0.995233156	0.98126	0.99973739
1924	0.951210773	0.92946305	0.96363675
1925	1	1	1
1926	0.993307947	0.966129	1
1927	0.968698413	0.954869	0.980952
1928	0.988797453	0.983325	0.9967906
1929	0.999659929	0.999285332	0.999980169
1930	0.991168285	0.954737	0.99982232
1931	0.336140667	0.2670105	0.4040355
1932	0.837707627	0.790784	0.90804
1933	0.287751733	0.2182635	0.339102
1934	0.2904616	0.221591	0.343679
1935	0.99588229	0.977419	1
1936	0.963838573	0.959163	0.972811
1937	1	1	1
1938	0.994650996	0.975115	1
1939	0.987493095	0.972001	1
1940	0.988434012	0.983325	0.9967906
1941	1	1	1
1942	0.974243067	0.927521	0.988172
1943	0.992664291	0.967896	0.9989496
1944	0.996187764	0.9713571	1
1945	1	1	1
1946	0.981954805	0.965174	1
1947	0.993935484	0.975883	1
1948	0.988139105	0.983325	0.9967906
1949	1	1	1
1950	0.958380049	0.940553	0.971339485
1951	0.990997826	0.987658	0.998678212
1952	0.984108056	0.966436	0.999888395
1953	1	1	1
1954	0.97243668	0.9522512	0.987865
1955	0.9766776	0.9591	0.985253
1956	0.959986173	0.943852	0.977727
1957	1	1	1
1958	0.993654551	0.975115	1
1959	0.978066827	0.9591	0.985253
1960	0.983819277	0.950154	0.9933036
1961	1	1	1
1962	0.963602067	0.955954	0.974414
1963	0.96963912	0.960369	0.97852775
1964	0.968650773	0.946259	0.982143
1965	1	1	1
1966	0.971794333	0.9522512	0.987865
1967	0.97387244	0.966052	0.982942

1968	0.966540596	0.945466	0.9904149
1969	1	1	1
1970	0.994450548	0.980415	0.9984244
1971	0.976570929	0.967174	1
1972	0.982416987	0.956836	0.988806
1973	1	1	1
1974	0.967754907	0.959163	0.974414
1975	0.973723667	0.966052	0.982942
1976	0.995034888	0.9855969	0.9998687
1977	0.132296267	0.0989255	0.156729
1978	0.990706187	0.9827577	1
1979	0.993917533	0.9843687	1
1980	0.96370716	0.959163	0.972811
1981	1	1	1
1982	0.994788502	0.975115	1
1983	0.994555029	0.976651	1
1984	0.984262365	0.971245	0.9914712
1985	1	1	1
1986	0.97920986	0.96571105	0.995016025
1987	0.992143364	0.973543	1
1988	0.997394133	0.986406	1
1989	1	1	1
1990	0.971698291	0.958001	0.98762596
1991	0.982806839	0.9758526	0.990544475
1992	0.93767056	0.9109516	0.9679892
1993	1	1	1
1994	0.970157067	0.958001	0.980415
1995	0.995448189	0.988992	1
1996	0.984452403	0.95839035	0.9933036
1997	0.999806577	0.999557069	0.999987395
1998	0.978468757	0.927419	1
1999	0.977315093	0.97211105	0.982942
2000	0.990220924	0.98251	0.99751
2001	1	1	1
2002	0.967083331	0.9479055	1

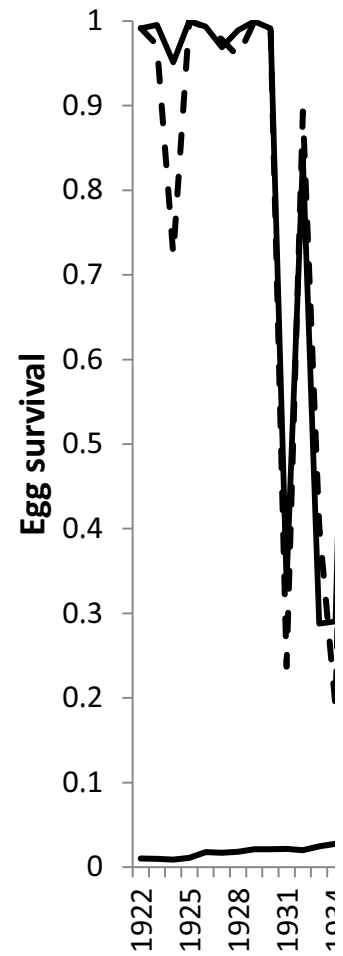
0.947765485

PA_egg_S	PA_2.5_Percentile	PA_97.5_Percentile	WOA_egg_S
0.991708979	0.965361	0.99984147	0.010337733
0.971377293	0.959417	0.98083	0.009927067
0.723998267	0.6584375	0.810752	0.009037733
1	1	1	0.0111068
0.992695643	0.964977	1	0.017960667
0.978139773	0.972776	0.982942	0.017020533
0.95846808	0.946035	0.974347	0.018117733
0.999294109	0.99865728	0.999914906	0.0212664
0.992934913	0.983487	1	0.02136
0.2370788	0.1782835	0.2766025	0.021532133
0.89286184	0.8578285	0.9380872	0.020123733
0.403442267	0.3227085	0.475633	0.024862667
0.189053867	0.1364965	0.2655635	0.0276808
0.994829196	0.9886989	1	0.0330004
0.980872867	0.970891	0.987857	0.023778667
1	1	1	0.024353867
0.96531808	0.955954	0.974414	0.019168267
0.942591173	0.92329975	0.96390935	0.019713733
0.958920853	0.946035	0.974347	0.0207072
1	1	1	0.0254176
0.958684333	0.933724	0.971429	0.022822933
0.977864493	0.96631125	0.982942	0.018885733
0.97985756	0.950154	0.9933036	0.020282133
1	1	1	0.022978667
0.957840856	0.918977	0.988172	0.01857
0.987642276	0.9628279	1	0.016839467
0.966448252	0.959163	0.990186505	0.016707867
1	1	1	0.018428267
0.980102809	0.967306	0.99686639	0.0241376
0.977790413	0.967174	1	0.016938667
0.9639034	0.959163	0.972811	0.023345867
1	1	1	0.020101333
0.958627373	0.9479055	0.9676	0.023445067
0.97181692	0.959417	0.98083	0.0169076
0.989309844	0.978143	0.99964463	0.016883067
1	1	1	0.0228444
0.9939008	0.97510385	1	0.019349867
0.976246707	0.96492655	0.98948345	0.0178428
0.984526592	0.961487	0.9933036	0.019565467
1	1	1	0.019757333
0.980594144	0.959486	1	0.0215764
0.993076369	0.975115	1	0.0164504
0.990661693	0.98251	0.99751	0.021665867
1	1	1	0.019036267
0.983193317	0.94946645	1	0.024455333
0.987808056	0.966052	1	0.023474667

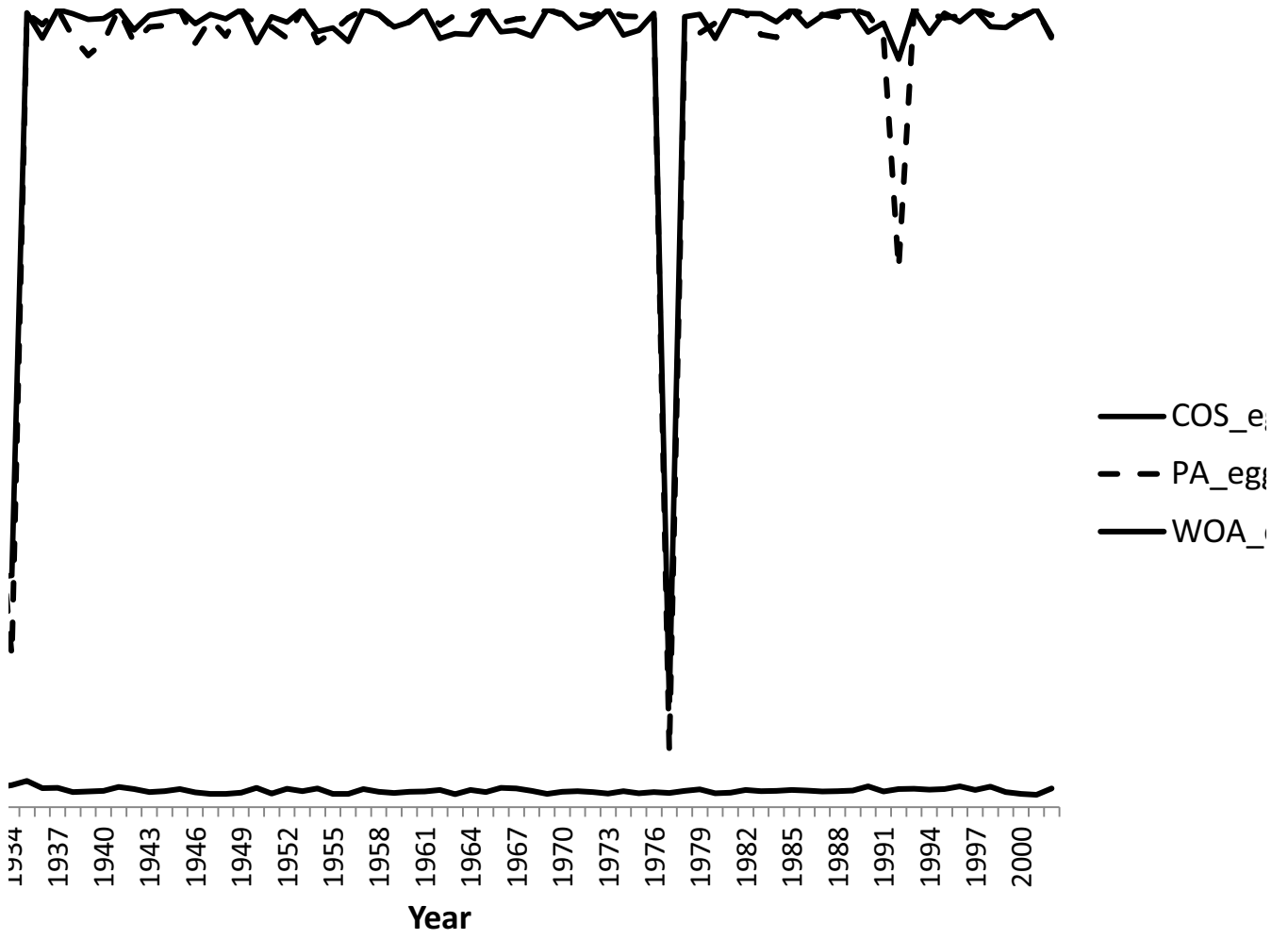
0.989517032	0.98251	0.99751	0.020444267
1	1	1	0.016904267
0.993251819	0.975115	1	0.019267867
0.994417849	0.98341	1	0.0202364
0.991003108	0.98251	0.99751	0.019086267
1	1	1	0.016952267
0.991387983	0.979263	1	0.0202592
0.990874884	0.980952	1	0.0173608
0.993565523	0.958001	1	0.019036267
0.069356667	0.0497205	0.0829215	0.017877733
0.96612856	0.959163	0.974414	0.020677067
0.970364253	0.959417	0.98083	0.022237867
0.983032419	0.966436	0.9914712	0.017534533
1	1	1	0.018109067
0.995013287	0.975115	1	0.0217616
0.96836916	0.960369	0.977612	0.020039867
0.965091819	0.946035	1	0.020393733
0.999999423	0.999997339	1	0.021736267
0.992697717	0.983487	1	0.0209304
0.993530743	0.971889	1	0.019600267
0.990714959	0.981514	0.9976206	0.0202132
1	1	1	0.0210156
0.993760301	0.9867571	0.999919857	0.026098133
0.964927147	0.94908165	0.98061145	0.019705867
0.674856267	0.610799	0.753747	0.022675067
1	1	1	0.023013333
0.993647628	0.986886	1	0.021914267
0.989501655	0.975115	0.995019715	0.022606533
0.991476265	0.981514	1	0.026130133
1	1	1	0.021771067
0.993016119	0.961521	1	0.025917333
0.995231521	0.98341	1	0.019110933
0.989742415	0.981514	0.9976206	0.0166076
1	1	1	0.0157156
0.963614795	0.940553	0.999595749	0.023727067

0.939772513

WOA_2.5_Percentile	WOA_97.5_Percentile
0.00978	0.0110275
0.0093355	0.0108695
0.0086985	0.0092875
0.01054	0.0117915
0.0115965	0.0500765
0.010029	0.0539385
0.009775	0.0843665
0.011401	0.0876975
0.0101305	0.0773845
0.01217	0.071258
0.011404	0.0672325
0.0114255	0.0711615
0.0111865	0.119394
0.0107775	0.124931
0.0120655	0.0790175
0.0116225	0.0911895
0.0098355	0.071451
0.011024	0.088333
0.009923	0.102318
0.010374	0.1123205
0.0103835	0.0977885
0.010767	0.0542255
0.0112905	0.084209
0.011959	0.095502
0.0095995	0.0869735
0.0092625	0.04124
0.011138	0.0369705
0.010034	0.052152
0.0113975	0.074156
0.0096385	0.041461
0.0106105	0.088731
0.0114185	0.064614
0.011177	0.129229
0.0092885	0.054959
0.0095875	0.0494185
0.010359	0.1126395
0.009345	0.0633725
0.010767	0.0599015
0.011087	0.0721145
0.012027	0.065207
0.010366	0.1217345
0.0094255	0.057984
0.0118495	0.0682695
0.0106965	0.0569875
0.009951	0.1030665
0.0121295	0.092859



0.009987	0.0932955
0.011042	0.0413775
0.009477	0.0761835
0.011298	0.0542105
0.010352	0.06891
0.0101055	0.0510935
0.009375	0.1194645
0.009199	0.077806
0.01033	0.0772405
0.01133	0.0555045
0.010584	0.088955
0.010657	0.0825055
0.01085	0.052429
0.0109995	0.045625
0.00949	0.119886
0.009444	0.06907
0.010617	0.0741985
0.0112095	0.131848
0.0103155	0.09131
0.0101865	0.058
0.0117985	0.0610525
0.01096	0.0741415
0.0121045	0.1063395
0.0124345	0.0436475
0.01095	0.0775045
0.0108095	0.082726
0.0118745	0.059154
0.01167	0.1025575
0.01089	0.1001285
0.009432	0.1243005
0.0125885	0.150585
0.009342	0.0621115
0.009947	0.051782
0.0091605	0.040774
0.011207	0.108228



gg_S

g_S

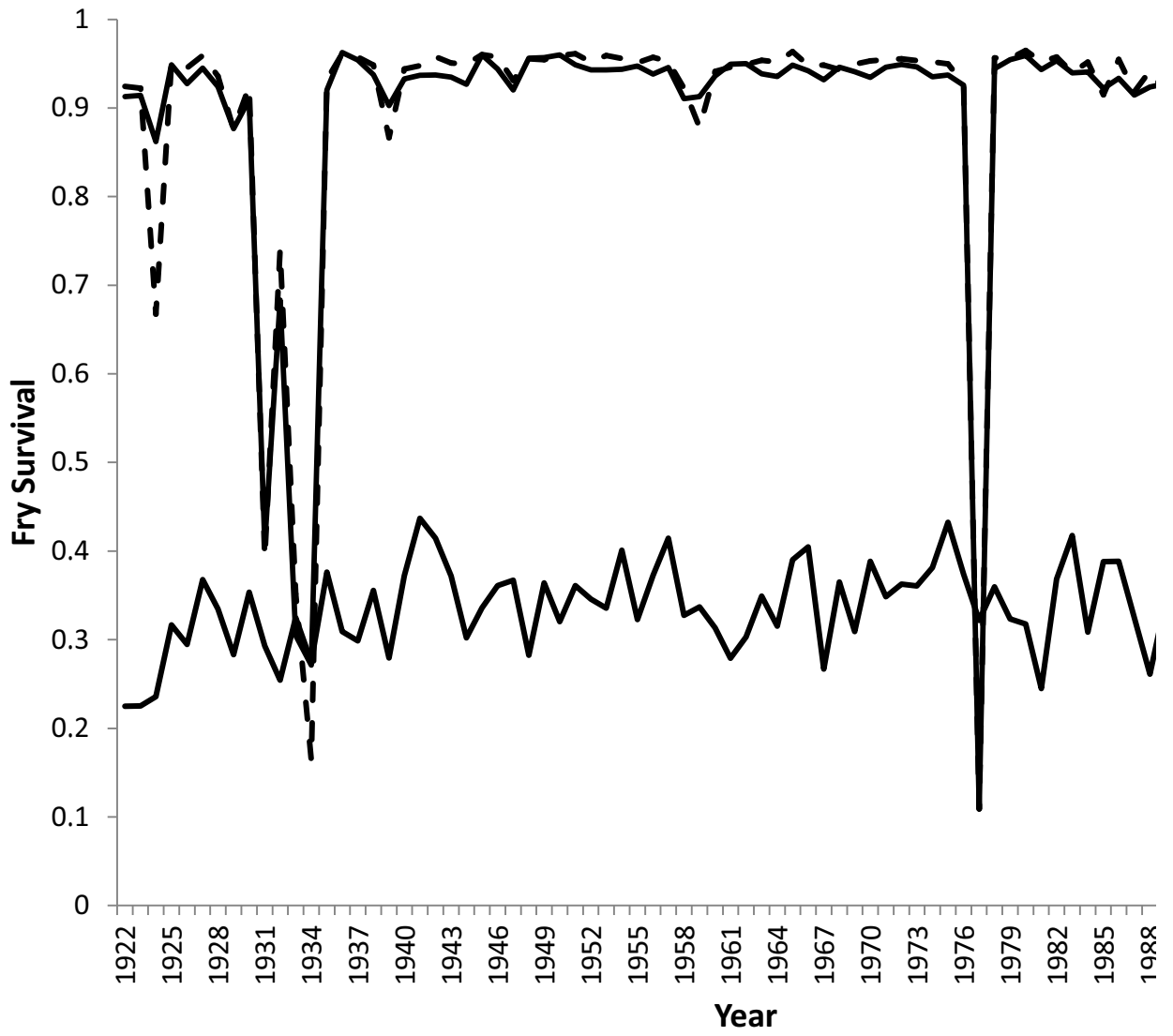
egg_S


	COS_Fry_S	COS_2.5_Percentile	COS_97.5_Percentile	PA_Fry_S
1922	0.912826216	0.909361	0.9163575	0.9245312
1923	0.91414	0.909951	0.917164	0.922440533
1924	0.862129054	0.8562005	0.8666075	0.667587467
1925	0.948890541	0.94604475	0.951987	0.950988267
1926	0.927301622	0.9235305	0.93093	0.945528
1927	0.944934595	0.9414835	0.94840775	0.959400533
1928	0.923956892	0.92129075	0.9264955	0.935985067
1929	0.876661081	0.87371675	0.8798035	0.875960267
1930	0.90937473	0.9057995	0.91309475	0.924276667
1931	0.408237838	0.4018075	0.42583475	0.3924236
1932	0.683228649	0.6735855	0.6903935	0.7398468
1933	0.304934865	0.29787875	0.31988875	0.3517896
1934	0.271220405	0.2565005	0.35050775	0.1640652
1935	0.920318243	0.91691125	0.923771	0.93203
1936	0.962704459	0.959119	0.96604725	0.9613236
1937	0.954354054	0.95161675	0.957642	0.957489333
1938	0.937482838	0.93482425	0.94020025	0.9484556
1939	0.902572703	0.89880975	0.9058645	0.866645067
1940	0.932979865	0.930166	0.936308	0.944193867
1941	0.936985541	0.9340465	0.93901875	0.947828933
1942	0.937345946	0.934529	0.94010075	0.957872933
1943	0.935012027	0.93170675	0.939084	0.950714533
1944	0.926869189	0.9234895	0.92992675	0.949374133
1945	0.960033919	0.95667625	0.96373975	0.960183867
1946	0.944139324	0.94097875	0.94730925	0.9575488
1947	0.920501757	0.91720675	0.92410125	0.931094933
1948	0.956358378	0.9539665	0.95959625	0.955592
1949	0.956821216	0.95448825	0.959947	0.954422533
1950	0.959942568	0.9571455	0.96278525	0.9593872
1951	0.948717703	0.9457835	0.95249575	0.9612308
1952	0.94317973	0.94077625	0.94602975	0.951780933
1953	0.943102973	0.93952125	0.94593	0.9592072
1954	0.943650946	0.94071425	0.94705975	0.9557468
1955	0.94726973	0.94396725	0.95030475	0.951238
1956	0.938116486	0.93465325	0.942119	0.957075067
1957	0.945601757	0.94245475	0.9481335	0.952646
1958	0.910643243	0.907962	0.913587	0.9223904
1959	0.912850946	0.9087265	0.91597175	0.878092267
1960	0.936384189	0.9336935	0.9395435	0.941172
1961	0.949384189	0.946485	0.953348	0.946217867
1962	0.950037162	0.946975	0.952833	0.949186133
1963	0.938698108	0.93631325	0.94118925	0.953738667
1964	0.935734189	0.9317335	0.93851325	0.951896
1965	0.948451081	0.94577775	0.95145575	0.9635688
1966	0.942127568	0.93905475	0.94567675	0.947981733
1967	0.931833784	0.928973	0.934131	0.9484592

1968	0.945938919	0.9434485	0.948631	0.9432452
1969	0.940936486	0.93782125	0.94405125	0.949357067
1970	0.934475135	0.9304495	0.938473	0.953159733
1971	0.945971216	0.943129	0.94882275	0.954558133
1972	0.949008784	0.9461525	0.95261175	0.9554308
1973	0.946435135	0.9431965	0.9492495	0.953412267
1974	0.935250811	0.93233575	0.938011	0.952109333
1975	0.937392838	0.93378375	0.94047575	0.9498324
1976	0.925750135	0.922033	0.92909025	0.927305867
1977	0.108612838	0.101733	0.1218755	0.109182667
1978	0.944267973	0.940701	0.9470955	0.956668533
1979	0.954380811	0.95126225	0.95873725	0.955753467
1980	0.959341081	0.9565355	0.96275625	0.964984667
1981	0.943398108	0.94026675	0.94644075	0.9523048
1982	0.953437297	0.95014425	0.956117	0.957573467
1983	0.939568108	0.9360785	0.94255	0.939812533
1984	0.940788378	0.93758125	0.94379275	0.951689733
1985	0.921980946	0.918818	0.925673	0.914772667
1986	0.933429324	0.9309505	0.93560625	0.9547612
1987	0.914590405	0.91157625	0.91848575	0.918391067
1988	0.923805405	0.919972	0.92654325	0.941882667
1989	0.92741973	0.9232105	0.93044925	0.917442133
1990	0.904797432	0.900746	0.9080675	0.878091467
1991	0.886946486	0.88176025	0.89171625	0.835588667
1992	0.721257973	0.71463725	0.726168	0.566531467
1993	0.925142027	0.92263575	0.92763775	0.948022133
1994	0.918064595	0.914896	0.92185675	0.929113067
1995	0.929223649	0.92560125	0.93249925	0.9197884
1996	0.909584189	0.90646	0.912751	0.921809067
1997	0.912392703	0.9095345	0.91551525	0.939520267
1998	0.915452162	0.9121695	0.91817475	0.9113844
1999	0.924640541	0.9216555	0.92728875	0.944192933
2000	0.915731892	0.91309075	0.91806675	0.919920533
2001	0.914381622	0.9113185	0.91708925	0.920520933
2002	0.948842297	0.9455995	0.95250525	0.947622667

PA_2.5_Percentile	PA_97.5_Percentile	WOA_Fry_	WOA_2.5_	WOA_97.5_Percentile
0.9206435	0.928343	0.224949	0.162829	0.271735
0.919808	0.9247715	0.225359	0.161214	0.279264
0.6556875	0.6780395	0.235786	0.157037	0.282671
0.9480835	0.953797	0.316711	0.225592	0.382012
0.941659	0.948876	0.294522	0.160511	0.500944
0.9554665	0.9629715	0.367909	0.242977	0.543105
0.933525	0.9386175	0.334733	0.187542	0.537582
0.8730765	0.878911	0.283053	0.141687	0.468309
0.9215855	0.9271055	0.353566	0.192299	0.523318
0.383192	0.4181475	0.292826	0.132946	0.48735
0.731476	0.7455195	0.254386	0.139378	0.454026
0.3452085	0.3642455	0.324794	0.146823	0.503741
0.1388555	0.3333225	0.274957	0.104361	0.477626
0.9288615	0.934799	0.376348	0.170727	0.54197
0.957752	0.964722	0.309379	0.154496	0.483583
0.9544855	0.9606005	0.298666	0.180211	0.474937
0.945867	0.951379	0.355561	0.210752	0.528494
0.8605425	0.871661	0.279503	0.133379	0.509202
0.941776	0.9477285	0.372234	0.252868	0.551306
0.944817	0.950053	0.436983	0.311644	0.592308
0.9549685	0.960917	0.414594	0.277188	0.578022
0.947217	0.9548335	0.371839	0.242866	0.530105
0.946386	0.952535	0.302056	0.175007	0.527279
0.9567565	0.9638015	0.336038	0.19404	0.547588
0.9548495	0.960275	0.361113	0.230572	0.523672
0.9282245	0.934437	0.367206	0.210281	0.521559
0.95325	0.958696	0.282434	0.160903	0.470704
0.952198	0.9573445	0.36396	0.202447	0.513147
0.956672	0.962185	0.320453	0.156219	0.526913
0.9581695	0.965073	0.361055	0.228615	0.531325
0.949281	0.954654	0.345871	0.178315	0.544745
0.9553305	0.9622445	0.335628	0.211605	0.490414
0.9528375	0.9593555	0.400996	0.252929	0.588596
0.948131	0.9543515	0.322878	0.175309	0.507216
0.9534595	0.961153	0.372671	0.230607	0.532092
0.9496745	0.955493	0.414433	0.275228	0.562182
0.919667	0.92525	0.327581	0.157585	0.496274
0.8735115	0.881133	0.336907	0.183753	0.52256
0.9382915	0.9439725	0.313281	0.166837	0.493761
0.9434945	0.949788	0.279043	0.137029	0.455281
0.946307	0.952046	0.303153	0.156992	0.552702
0.9510255	0.956393	0.349065	0.227391	0.509485
0.948902	0.9547015	0.315275	0.170564	0.486186
0.960558	0.9671865	0.389991	0.256454	0.546695
0.94493	0.9512775	0.404619	0.26994	0.580526
0.9455265	0.9508655	0.267014	0.137229	0.478618

0.9408475	0.9459265	0.365111	0.236999	0.527855
0.946241	0.952468	0.309147	0.184564	0.490001
0.9483985	0.9569815	0.388292	0.232728	0.556995
0.9513105	0.957505	0.348509	0.211268	0.527596
0.9527355	0.9585575	0.36264	0.221454	0.568833
0.949916	0.9561675	0.36058	0.215541	0.523264
0.9488775	0.9550815	0.381456	0.231147	0.559811
0.946556	0.9526345	0.432561	0.317411	0.581235
0.924055	0.9305515	0.373807	0.241405	0.55249
0.1013585	0.126774	0.321713	0.185279	0.503112
0.9533175	0.959441	0.359573	0.218634	0.526712
0.952877	0.9596665	0.323441	0.178593	0.479611
0.9621325	0.968423	0.31756	0.195846	0.490507
0.949442	0.9554575	0.24487	0.092782	0.424057
0.954412	0.9604575	0.368529	0.22245	0.567078
0.9363425	0.9427015	0.417606	0.278728	0.547367
0.9484585	0.955059	0.308623	0.158902	0.529489
0.9110265	0.9185245	0.387931	0.241931	0.567062
0.951993	0.957424	0.388493	0.250046	0.579908
0.9152595	0.921858	0.324953	0.159921	0.496408
0.938441	0.945146	0.261273	0.109237	0.464271
0.912299	0.921152	0.342659	0.184097	0.547798
0.8734625	0.8817505	0.31243	0.163839	0.506409
0.8287925	0.8412315	0.208309	0.088789	0.362891
0.556987	0.576229	0.278973	0.120458	0.494065
0.9448965	0.9508575	0.348851	0.239614	0.517375
0.9253465	0.933501	0.293178	0.148462	0.500215
0.916389	0.9227885	0.312533	0.188371	0.497757
0.918654	0.9249835	0.329984	0.138933	0.478277
0.93597	0.9427225	0.395948	0.24837	0.61215
0.9079135	0.9141615	0.290161	0.166971	0.499255
0.941241	0.94695	0.363312	0.209047	0.528483
0.917183	0.9224865	0.38651	0.242616	0.523982
0.9174645	0.9228785	0.306708	0.183932	0.481846
0.9443255	0.951274	0.290885	0.145162	0.452144





— COS_Fry_S
- - PA_Fry_S
— WOA_Fry_S



3
2
1
0
1991 1994 1997 2000

	COS_Delta_S	COS_2.5_Percentile	COS_97.5_Percentile	PA_Delta_S
1922	0.304573467	0.278994	0.333551	0.315832933
1923	0.249022667	0.225199	0.2744595	0.257629733
1924	0.3888312	0.3338115	0.437115	0.347785867
1925	0.418596933	0.3958615	0.4400855	0.406146533
1926	0.468446	0.4474355	0.4982945	0.4757532
1927	0.380953067	0.352357	0.411052	0.377918
1928	0.272843333	0.251673	0.288809	0.2713484
1929	0.322556933	0.2941335	0.3457825	0.3263464
1930	0.236920533	0.214219	0.259126	0.228122
1931	0.3117484	0.288535	0.3405925	0.309166267
1932	0.250118	0.22633	0.2750815	0.248206533
1933	0.2812176	0.2582475	0.311743	0.278592133
1934	0.357836267	0.3260915	0.3957135	0.3562516
1935	0.4911492	0.463928	0.5179955	0.488481067
1936	0.415676667	0.3812315	0.4441935	0.4193684
1937	0.465896533	0.4412115	0.488987	0.467796267
1938	0.232375867	0.208918	0.253239	0.231456267
1939	0.4694332	0.4430815	0.5074725	0.469117867
1940	0.495853067	0.4710665	0.5196205	0.4969108
1941	0.471077467	0.442292	0.503778	0.4700508
1942	0.512785333	0.4836925	0.5368855	0.513435733
1943	0.3445928	0.316665	0.369459	0.340993333
1944	0.397684133	0.361861	0.442637	0.413549867
1945	0.330428533	0.2978325	0.3680435	0.3288796
1946	0.30166	0.2820295	0.329558	0.297512133
1947	0.243601333	0.2211115	0.268892	0.249357467
1948	0.281071733	0.236659	0.3100045	0.2887452
1949	0.410928667	0.385211	0.434001	0.410176133
1950	0.501246	0.4815155	0.527868	0.502892533
1951	0.507691733	0.477386	0.5370015	0.509171067
1952	0.397437733	0.3703775	0.424127	0.394396267
1953	0.472912933	0.4493415	0.496517	0.493076667
1954	0.247354133	0.226013	0.267487	0.25692
1955	0.486366667	0.4616765	0.509516	0.487520933
1956	0.3290464	0.283983	0.3614435	0.371570267
1957	0.488111867	0.462402	0.5119645	0.488757733
1958	0.423111067	0.397516	0.4537905	0.446817067
1959	0.351868133	0.323412	0.388305	0.348620667
1960	0.376463467	0.3458895	0.4019085	0.359810267
1961	0.4359256	0.4036265	0.4645825	0.432160933
1962	0.4517944	0.4256425	0.480109	0.451573067
1963	0.2640148	0.237801	0.2913705	0.274236133
1964	0.4565632	0.4284275	0.4826145	0.447462667
1965	0.356704667	0.3349545	0.3793635	0.368187467
1966	0.514542933	0.491978	0.538874	0.514855733
1967	0.4651864	0.4385975	0.4881415	0.469092933

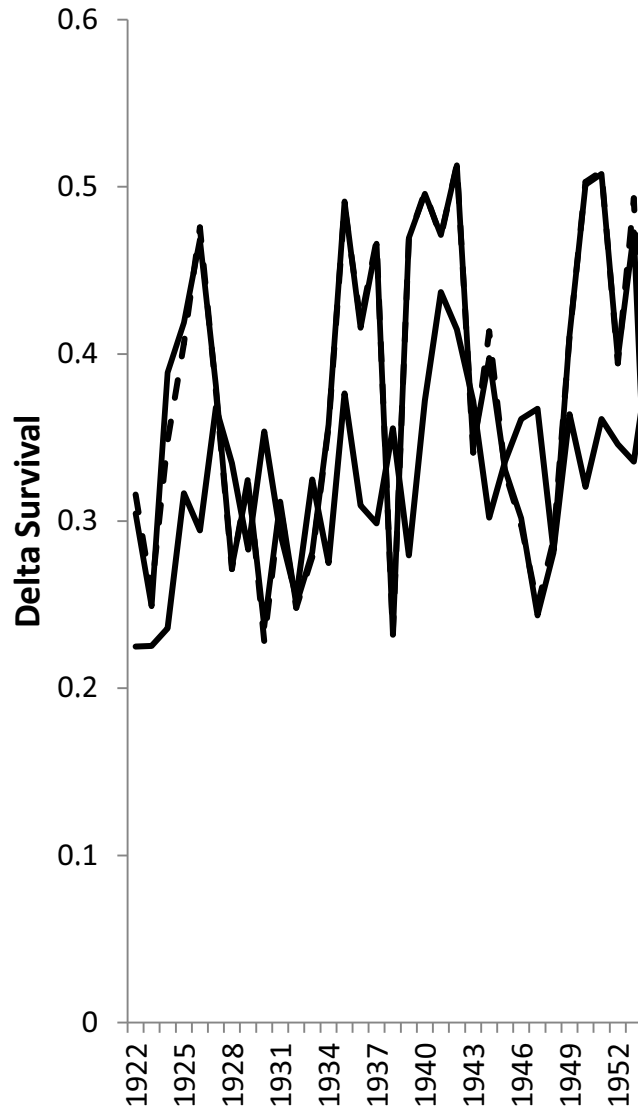
1968	0.4883936	0.46536	0.515533	0.484238133
1969	0.490273333	0.4661195	0.522759	0.4921692
1970	0.412416667	0.390573	0.4353975	0.416551467
1971	0.2898328	0.261105	0.3145455	0.323269733
1972	0.510298933	0.484554	0.5397145	0.509159867
1973	0.496185467	0.4686715	0.5208275	0.496694667
1974	0.4639524	0.423194	0.4988635	0.473811067
1975	0.234237733	0.213396	0.2511185	0.231811467
1976	0.204256933	0.1782755	0.235952	0.211927867
1977	0.4583244	0.4162805	0.513031	0.4326828
1978	0.401587333	0.3737535	0.429997	0.4019476
1979	0.491794	0.4651205	0.5193425	0.493240667
1980	0.358643333	0.3390115	0.381523	0.357185867
1981	0.5010404	0.4708605	0.5240985	0.499750267
1982	0.487113733	0.462891	0.5119585	0.488282
1983	0.490059333	0.4652785	0.5090765	0.489241067
1984	0.264033733	0.236378	0.288036	0.263450933
1985	0.4364244	0.39388	0.4646115	0.439760267
1986	0.318416267	0.292556	0.3430865	0.3128988
1987	0.311027867	0.2787575	0.3462	0.276926933
1988	0.236618267	0.2067745	0.2696605	0.253556933
1989	0.267898	0.2446705	0.2969425	0.2676108
1990	0.217944133	0.195932	0.244047	0.220430533
1991	0.316675333	0.2681575	0.357224	0.318872933
1992	0.5119428	0.481896	0.537623	0.5111444
1993	0.3139532	0.292672	0.340362	0.309275467
1994	0.498912	0.470731	0.5253495	0.499837067
1995	0.481376	0.457644	0.5060365	0.488802667
1996	0.481308267	0.459171	0.50677	0.482853867
1997	0.473150133	0.450277	0.4969155	0.479216933
1998	0.496207467	0.4684185	0.522071	0.4971168
1999	0.467612267	0.435222	0.4986345	0.475345333
2000	0.3490084	0.3237905	0.370785	0.3423624
2001	0.406848267	0.3707095	0.449001	0.391203467
2002	0.425087867	0.400304	0.4678175	0.427019067

PA_2.5_Percentile	PA_97.5_Percentile	WOA_Delta_S	WOA_2.5_Percentile
0.2879835	0.343991	0.2249492	0.1628285
0.233111	0.276207	0.225359067	0.1612135
0.2899785	0.3989505	0.2357856	0.157037
0.3817975	0.428858	0.3167112	0.225592
0.454571	0.5010985	0.2945224	0.160511
0.3509195	0.4058585	0.3679092	0.242977
0.251826	0.286662	0.334733467	0.1875415
0.300661	0.350903	0.283053333	0.1416865
0.209009	0.2485035	0.353565867	0.192299
0.286239	0.3361915	0.2928264	0.132946
0.224818	0.2752975	0.2543856	0.139378
0.2562525	0.3059205	0.3247936	0.1468225
0.3270045	0.3940085	0.27495708	0.10436055
0.46135	0.5141835	0.376347651	0.1707265
0.387467	0.4483985	0.309378667	0.154496
0.444075	0.490326	0.298666	0.180211
0.2084575	0.250318	0.355560533	0.2107515
0.443162	0.5073675	0.279502533	0.133379
0.4716135	0.519906	0.372234133	0.2528675
0.441913	0.503773	0.436983333	0.311644
0.4847195	0.537715	0.414593733	0.2771875
0.3148935	0.364298	0.3718392	0.242866
0.3849865	0.449692	0.3020556	0.175007
0.2969755	0.3671825	0.336038267	0.19404
0.277343	0.3241955	0.361113333	0.2305715
0.2260475	0.272033	0.367206	0.210281
0.2427765	0.3181025	0.2824344	0.1609025
0.383513	0.4325885	0.363959867	0.2024465
0.482184	0.5281	0.3204528	0.1562185
0.476358	0.539772	0.3610552	0.2286145
0.3675205	0.4200635	0.345870933	0.1783145
0.4695075	0.5155225	0.335628	0.211605
0.2355965	0.276059	0.400996	0.2529285
0.463136	0.5111285	0.322878	0.1753085
0.328697	0.4041705	0.372670533	0.2306065
0.4623465	0.517614	0.4144328	0.2752275
0.418844	0.4863045	0.327581467	0.157585
0.3184085	0.3845715	0.3369068	0.183753
0.331715	0.384076	0.313281067	0.1668365
0.400643	0.462171	0.279042533	0.137029
0.4252185	0.481766	0.303152533	0.156992
0.2457445	0.30546	0.3490648	0.227391
0.419579	0.4772745	0.315274533	0.1705635
0.344956	0.3931415	0.3899912	0.256454
0.4922905	0.539054	0.404618667	0.26994
0.441386	0.493741	0.26701436	0.1372285

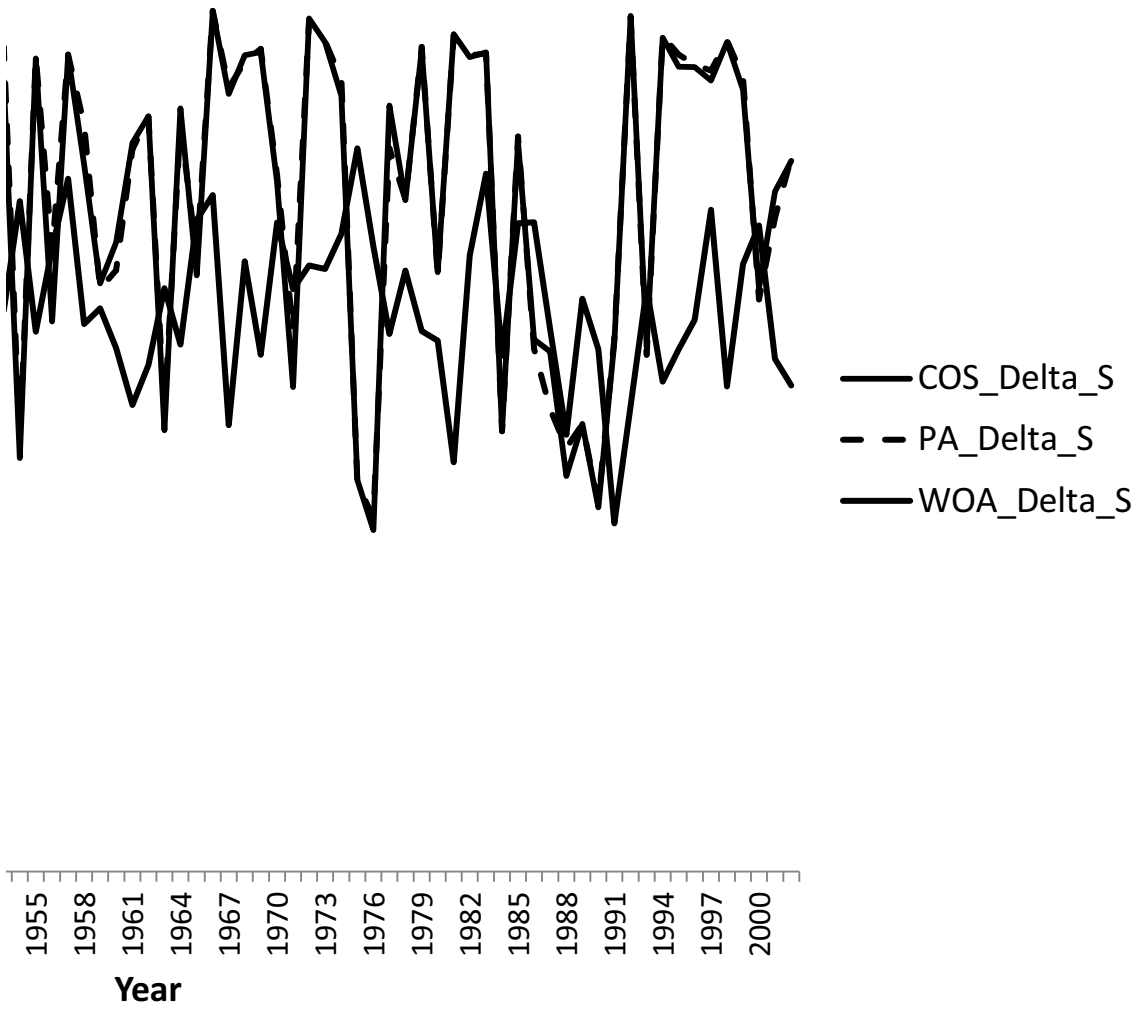
0.462105	0.510836	0.365110682	0.2369985
0.469025	0.5245055	0.309147067	0.184564
0.395115	0.438524	0.388291733	0.232728
0.289628	0.3486875	0.3485092	0.2112675
0.484292	0.5378335	0.36264	0.221454
0.4685465	0.521595	0.3605804	0.215541
0.4377645	0.504763	0.381456133	0.231147
0.213139	0.250032	0.432561467	0.317411
0.186141	0.244146	0.373806933	0.241405
0.3903405	0.4864205	0.321713067	0.1852785
0.373868	0.4315875	0.3595732	0.218634
0.4676	0.5222565	0.323440533	0.1785925
0.3364075	0.3800085	0.317559733	0.1958455
0.471644	0.5222575	0.244870307	0.0927822
0.464381	0.511704	0.368529067	0.22245
0.464408	0.508154	0.4176064	0.278728
0.2348335	0.2861585	0.3086228	0.1589015
0.4012725	0.466464	0.387931467	0.2419305
0.287161	0.338853	0.388493333	0.2500455
0.2468365	0.3122525	0.324953067	0.159921
0.219881	0.2869605	0.261272533	0.109237
0.2441655	0.2968825	0.342659067	0.184097
0.198764	0.248313	0.312430499	0.1638385
0.2730055	0.3564345	0.20830904	0.08878895
0.4789025	0.5359755	0.278972943	0.1204575
0.2883385	0.3348925	0.348851067	0.239614
0.468211	0.525144	0.293177733	0.148462
0.4663705	0.5167915	0.312533067	0.1883705
0.4599725	0.5088345	0.329984479	0.138933
0.456266	0.501502	0.395948	0.24837
0.469847	0.52358	0.290161067	0.1669705
0.4459055	0.5020325	0.363312	0.209047
0.315661	0.366039	0.386510133	0.242616
0.354777	0.429135	0.306707733	0.183932
0.4021475	0.468891	0.2908852	0.1451615

WOA_97.5_Percentile

- 0.271735
- 0.279264
- 0.2826705
- 0.3820115
- 0.5009435
- 0.5431045
- 0.5375815
- 0.468309
- 0.523318
- 0.4873495
- 0.454026
- 0.503741
- 0.4776255
- 0.54197
- 0.4835825
- 0.474937
- 0.5284935
- 0.5092015
- 0.5513055
- 0.5923075
- 0.5780215
- 0.5301045
- 0.527279
- 0.5475875
- 0.523672
- 0.5215585
- 0.470704
- 0.513147
- 0.526913
- 0.5313245
- 0.5447445
- 0.490414
- 0.5885955
- 0.5072155
- 0.5320915
- 0.562182
- 0.4962735
- 0.5225595
- 0.4937605
- 0.4552805
- 0.552702
- 0.509485
- 0.4861855
- 0.546695
- 0.5805255
- 0.4786175



0.5278545
0.490001
0.5569945
0.527596
0.568833
0.5232635
0.559811
0.581235
0.55249
0.503112
0.526712
0.479611
0.4905065
0.4240565
0.5670775
0.547367
0.5294885
0.567062
0.579908
0.496408
0.4642705
0.5477975
0.5064085
0.362891
0.494065
0.5173745
0.5002145
0.4977565
0.4782765
0.61215
0.4992545
0.528483
0.523982
0.481846
0.4521445



	COS_Ocean abundance	COS_2.5_Percentile	COS_97.5_Percentile	proportional diff from median for 2.5
1922				
1923				
1924				
1925 median				proportional diff from median for 2.5
1926	968	553	1764	-0.428649733
1927	1423	705	2411	-0.504720955
1928	1741	872	3077	-0.498998132
1929	1408	529	2710	-0.624021934
1930	1793	653	3654	-0.6354941
1931	1499	563	3023	-0.624590955
1932	1289	408	2545	-0.683348789
1933	1266	343	2490	-0.728757161
1934	242	80	644	-0.668428256
1935	572	127	1303	-0.77735183
1936	108	22	206	-0.798916052
1937	31	3	94	-0.896506056
1938	681	56	1902	-0.918267104
1939	319	43	1142	-0.866123786
1940	248	23	639	-0.905885429
1941	470	42	1325	-0.910130226
1942	464	36	1681	-0.923421756
1943	607	77	1542	-0.872917549
1944	772	99	2419	-0.871497201
1945	740	68	2103	-0.907814058
1946	636	79	2039	-0.875077996
1947	892	105	2252	-0.881967215
1948	707	119	2322	-0.8316386
1949	626	49	1588	-0.921815511
1950	617	66	1893	-0.892750815
1951	665	81	2326	-0.878056899
1952	784	116	2226	-0.851746141
1953	885	59	2337	-0.933404408
1954	1059	166	3562	-0.843516699
1955	973	88	2971	-0.910036593
1956	1282	123	3674	-0.904005311
1957	723	146	2842	-0.798485005
1958	1615	107	4938	-0.933696137
1959	1232	210	4042	-0.82984514

1960	1300	161	3748	-0.876190571
1961	1881	138	7241	-0.926447259
1962	1261	290	4001	-0.769916578
1963	1558	251	5404	-0.839066384
1964	2423	317	7184	-0.869181765
1965	1702	324	4721	-0.809398383
1966	1400	143	5356	-0.897524755
1967	2927	281	10361	-0.903928499
1968	1830	357	6987	-0.804994993
1969	2429	333	9440	-0.862873046
1970	3682	128	13815	-0.965157496
1971	2610	455	7749	-0.82567265
1972	4156	626	15318	-0.849358047
1973	4097	261	10928	-0.936204577
1974	2188	361	7131	-0.835116783
1975	5353	871	16478	-0.83722399
1976	5902	732	17106	-0.876038124
1977	3847	493	13260	-0.87181051
1978	3544	479	8833	-0.864740495
1979	3121	340	8044	-0.891148266
1980	150	24	377	-0.842431189
1981	4095	790	11127	-0.80707619
1982	4552	301	12148	-0.933888918
1983	854	190	2280	-0.777882464
1984	6269	867	18973	-0.861674734
1985	5792	336	18225	-0.941933088
1986	2600	589	6188	-0.773648246
1987	4107	468	9721	-0.886026313
1988	5633	391	16984	-0.930550428
1989	2790	595	6421	-0.786626186
1990	4169	646	10178	-0.844993073
1991	3902	628	10623	-0.839092323
1992	2430	433	7890	-0.821972431
1993	2682	379	7858	-0.858837738
1994	3237	419	7679	-0.870619163
1995	2688	492	6405	-0.816798778
1996	2604	256	8337	-0.90176079
1997	4579	247	12612	-0.945972248
1998	3790	658	9518	-0.826369519
1999	4170	351	11537	-0.915847722
2000	6422	514	19625	-0.91991936
2001	5241	670	12211	-0.872142779
2002	5748	847	15346	-0.852667757

Median

Q1
Min
Max
Q2

median

Mean	2273.377798
Standard E	198.6190012
Median	1702.44883
Mode	#N/A
Standard D	1742.874662
Sample Va	3037612.088
Kurtosis	-0.473917999
Skewness	0.773289672
Range	6391.120677
Minimum	31.12442979
Maximum	6422.245106
Sum	175050.0904
Count	77
Largest(2)	6268.601702
Smallest(2)	107.5874043
Confidence	395.5840244

proportional diff fr

Mean
Standard Error
Median
Mode
Standard Deviation
Sample Variance
Kurtosis
Skewness
Range
Minimum
Maximum
Sum
Count
Largest(2)
Smallest(2)
Confidence Level(95

proportional diff
from median for
97.5

PA_Ocean abundance	PA_2.5_Percentile	PA_97.5_Percentile
0.002	0.002	0.002
0.002	0.002	0.002
0.002	0.002	0.002

proportional diff
from median for
97.5

	PA_Ocean abundance	PA_2.5_Percentile	PA_97.5_Percentile
0.821780923	991	556	1797
0.694295153	783	392	1262
0.767678498	1742	827	3024
0.925051111	1360	471	2671
1.038194766	1094	378	2170
1.016080427	1404	518	2866
0.974154821	1219	291	2465
0.966938867	787	179	1587
1.66307832	154	50	387
1.277128852	584	107	1342
0.916813603	107	18	233
2.023914033	10	2	30
1.793049851	750	50	2018
2.57802098	362	47	1175
1.581838597	278	23	657
1.820840975	495	42	1370
2.621602457	516	33	1563
1.542117277	595	75	1495
2.132410186	815	88	2491
1.840419824	793	64	2001
2.204554313	634	79	1941
1.52586623	939	102	2302
2.285025263	819	121	2240
1.53864419	602	44	1509
2.067335264	668	68	1848
2.495723572	732	80	2265
1.837891329	770	114	2060
1.640932164	979	62	2314
2.363046187	1201	165	3297
2.053092816	942	86	2920
1.866006708	1474	136	4223
2.931367722	894	148	2841
2.057364712	1603	109	4975
2.28014174	1633	253	5191

1.883659089	1558	170	3905
2.849444527	2095	150	7730
2.172878372	1526	399	5113
2.469003122	1770	256	5012
1.96518224	2584	316	7858
1.772935032	2053	289	5632
2.82639166	1728	152	5687
2.540159703	3266	333	10771
2.818464809	2425	431	9851
2.886092836	3117	352	10187
2.75186335	4399	135	14343
1.968880978	3562	515	8878
2.68580045	5092	714	16259
1.667419393	5134	446	12195
2.259617816	3527	450	9746
2.078526177	6914	999	17009
1.898388149	7566	823	18862
2.4463882	5774	874	14943
1.492788534	4281	616	9567
1.57766573	3966	399	8574
1.510688491	152	22	299
1.71731243	4766	916	11365
1.668706965	5607	344	13004
1.670172903	958	249	2236
2.026703705	7601	923	19049
2.146891805	7350	524	18343
1.379485319	2683	651	6219
1.366947824	4876	518	9504
2.015087178	7142	555	16691
1.300916135	3057	627	6835
1.441573489	4470	630	9706
1.722023849	4759	733	11428
2.246588043	2638	459	8088
1.929478796	2939	362	7853
1.372040701	3696	428	8460
1.382856875	1642	290	3621
2.201933767	2846	244	6381
1.754310368	5274	317	14308
1.511482498	2651	325	5779
1.766821072	4723	357	13033
2.055761603	7211	698	19657
1.329920466	4054	442	9679
1.669738095	6738	927	16401

om median for 2.5

-0.837306599
0.011749628
-0.864740495
#N/A
0.103102571
0.01063014
4.699855483
2.046506463
0.536507763
-0.965157496
-0.428649733
-64.47260814
77
-0.498998132
-0.945972248
0.023401413

proportional diff from median for 97.5

Mean 1.848589536
Standard Error 0.061964535
Median 1.837891329
Mode #N/A
Standard Deviation 0.543736587
Sample Variance 0.295649476
Kurtosis -0.434527278
Skewness -0.007175258
Range 2.23707257
Minimum 0.694295153
Maximum 2.931367722
Sum 142.3413943
Count 77
Largest(2) 2.886092836
Smallest(2) 0.767678498
Confidence Level(95.0%) 0.123413067

1	0	3
1	0	2
1	0	2
1	0	2
1	0	2
1	0	2
1	0	2
1	0	2
1	0	2
1	0	3
1	0	3
1	0	3
1	0	2
1	0	3
1	0	2
1	0	3
1	0	3
1	0	3
1	0	2
1	0	3
1	0	2
1	0	2
1	0	3
1	0	2
1	0	2
1	0	2
1	0	2
1	0	2
1	0	4
0	0	1
1	0	3
1	0	2
1	0	2
0	0	1
1	0	2
0	0	1
0	0	1
1	0	1
0	0	1
1	0	1
1	0	2
1	0	1
1	0	2
1	0	3
1	0	2
1	0	2

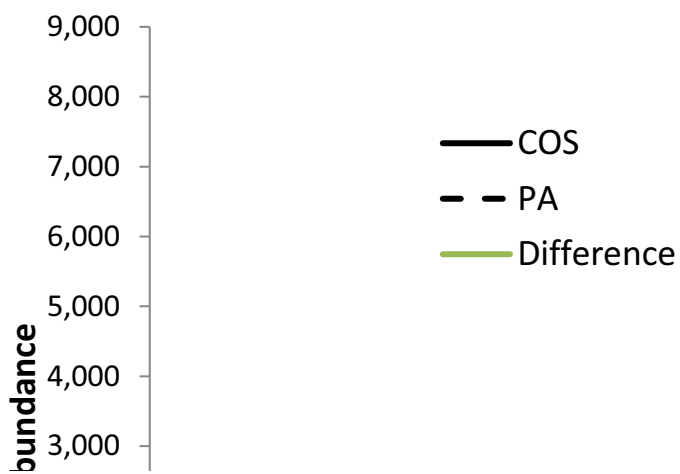
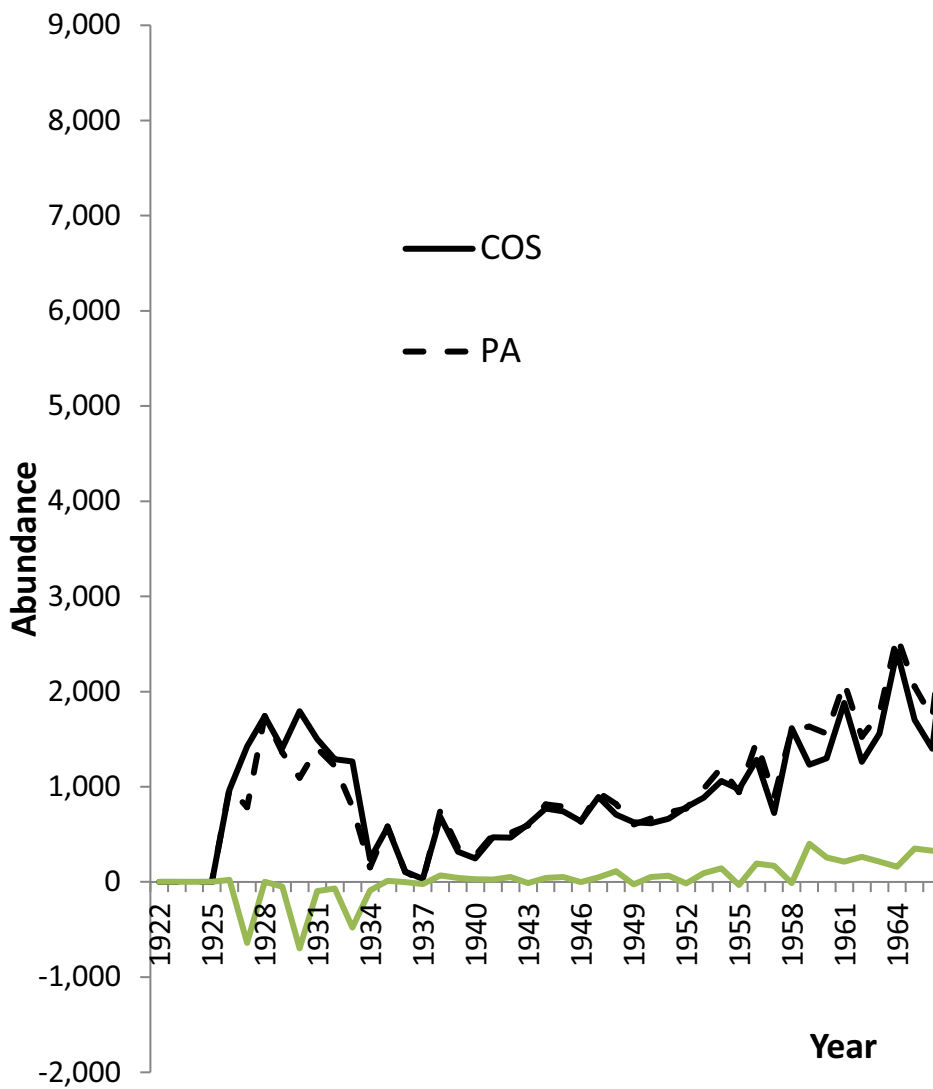
1
0
4
3

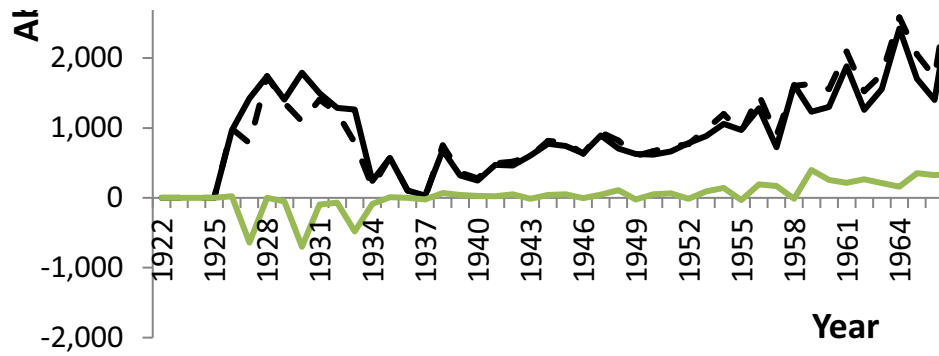
Diff median Ocean abundance

Difference	Diff_2.5_Percentile	Diff_97.5_Percentile	Proportion	2.5 percent	97.5 percent
0	0	0	0	0	0
0	0	0	0	0	0
0	0	0	0	0	0
#VALUE!	0	0	0	0	0
23	2	33	0.023433	0.004444	0.018458
-640	-313	-1149	-0.44954	-0.44416	-0.47666
1	-45	-52	0.000754	-0.05205	-0.01696
-48	-59	-40	-0.03389	-0.11057	-0.01461
-698	-276	-1483	-0.38946	-0.42172	-0.40597
-95	-45	-157	-0.06343	-0.07968	-0.05203
-71	-117	-80	-0.05472	-0.28752	-0.03141
-479	-164	-903	-0.37826	-0.47843	-0.36279
-88	-30	-257	-0.36216	-0.38019	-0.39949
12	-20	40	0.020606	-0.15987	0.030691
-1	-3	27	-0.00791	-0.14569	0.128648
-21	-1	-64	-0.67159	-0.363	-0.68289
69	-6	116	0.10105	-0.09911	0.060755
43	4	33	0.134882	0.091516	0.02847
30	0	17	0.121517	-0.0047	0.0273
25	0	45	0.052923	-0.01167	0.033812
52	-2	-118	0.111242	-0.06248	-0.07026
-12	-2	-47	-0.01918	-0.02402	-0.03037
42	-11	72	0.054666	-0.11506	0.029676
53	-5	-102	0.071572	-0.06867	-0.04855
-3	0	-98	-0.00423	3.46E-05	-0.04812
48	-3	50	0.053732	-0.02708	0.022201
112	2	-82	0.158394	0.013324	-0.03539
-24	-4	-79	-0.03793	-0.09057	-0.04997
51	2	-45	0.083079	0.028303	-0.02354
67	-1	-60	0.100115	-0.01437	-0.02597
-14	-2	-166	-0.01799	-0.02113	-0.07454
94	3	-23	0.10579	0.05078	-0.00974
142	-1	-264	0.134445	-0.00469	-0.07421
-31	-2	-50	-0.03176	-0.01944	-0.01693
192	12	549	0.150065	0.1011	0.149412
171	2	-1	0.236377	0.016177	-0.00053
-12	2	37	-0.00743	0.015285	0.007561
401	43	1149	0.325131	0.205981	0.284352

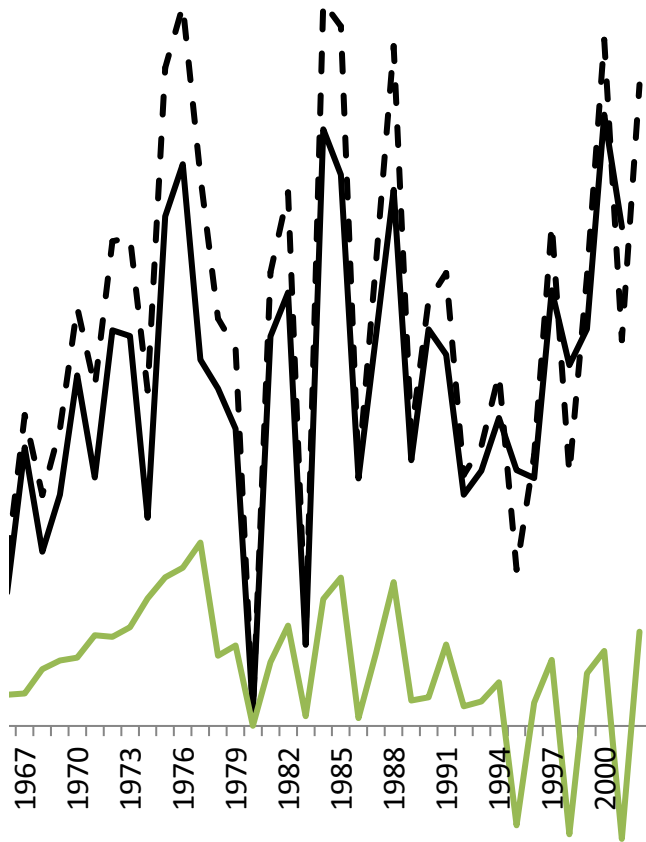
258	9	157	0.198829	0.05808	0.041855
214	12	490	0.11372	0.08334	0.067652
265	108	1112	0.21019	0.37373	0.277882
212	6	-392	0.136223	0.022183	-0.07252
161	-1	674	0.066545	-0.00165	0.093786
351	-36	911	0.206116	-0.11036	0.193043
328	9	331	0.234178	0.060437	0.061794
340	51	410	0.116024	0.182668	0.039572
596	74	2864	0.325469	0.208776	0.409976
688	19	746	0.283232	0.055556	0.079053
717	7	528	0.194756	0.050761	0.038234
952	60	1129	0.364735	0.131214	0.145693
936	88	940	0.225228	0.140609	0.061391
1038	185	1267	0.253319	0.708115	0.115935
1339	89	2615	0.612059	0.247259	0.366788
1561	128	531	0.29172	0.14641	0.03224
1664	91	1756	0.281887	0.124834	0.102648
1927	381	1683	0.500726	0.772687	0.126935
737	137	733	0.208065	0.286195	0.083007
845	59	530	0.270704	0.173417	0.065912
2	-1	-78	0.016386	-0.05558	-0.20722
671	126	238	0.163915	0.159621	0.02139
1055	43	856	0.231773	0.143974	0.070472
104	59	-44	0.121626	0.312557	-0.0192
1333	56	76	0.212584	0.064365	0.004019
1559	188	118	0.269122	0.558031	0.006458
83	62	32	0.03177	0.105438	0.005108
769	50	-217	0.187236	0.106978	-0.02237
1510	164	-293	0.267988	0.418747	-0.01725
266	32	414	0.095481	0.053795	0.064462
301	-16	-472	0.07231	-0.02526	-0.04637
857	105	805	0.219498	0.166776	0.075806
208	26	198	0.085633	0.061053	0.025142
257	-16	-5	0.095759	-0.04304	-0.00058
458	9	780	0.141621	0.021712	0.101608
-1045	-203	-2783	-0.38891	-0.41143	-0.43458
242	-12	-1956	0.09299	-0.04517	-0.23459
695	70	1696	0.151867	0.28193	0.1345
-1138	-333	-3739	-0.30038	-0.50666	-0.39281
553	6	1495	0.132732	0.016988	0.129611
789	184	33	0.122794	0.357618	0.001661
-1187	-228	-2532	-0.22644	-0.34002	-0.20737
989	80	1055	0.172145	0.094108	0.068749

ntile





<i>2.5 percentile</i>		<i>97.5 percentile</i>	
Mean	0.027801	Mean	-0.0083
Standard Error	0.025241	Standard E	0.019186
Median	0.015285	Median	0.006458
Mode	0	Mode	0
Standard Deviation	0.22717	Standard D	0.172676
Sample Variance	0.051606	Sample Va	0.029817
Kurtosis	2.101294	Kurtosis	3.703712
Skewness	0.341797	Skewness	-1.31363
Range	1.279344	Range	1.092864
Minimum	-0.50666	Minimum	-0.68289
Maximum	0.772687	Maximum	0.409976
Sum	2.251871	Sum	-0.67209
Count	81	Count	81
Largest(2)	0.708115	Largest(2)	0.366788
Smallest(2)	-0.47843	Smallest(2)	-0.47666

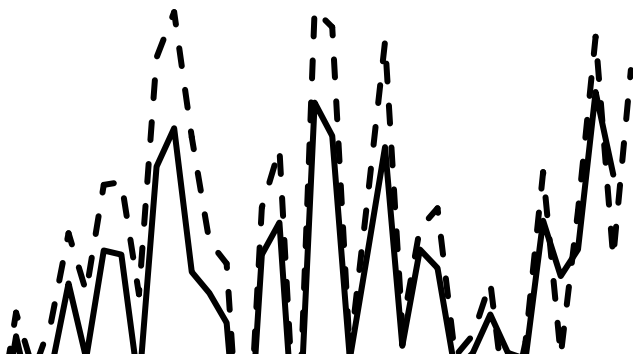


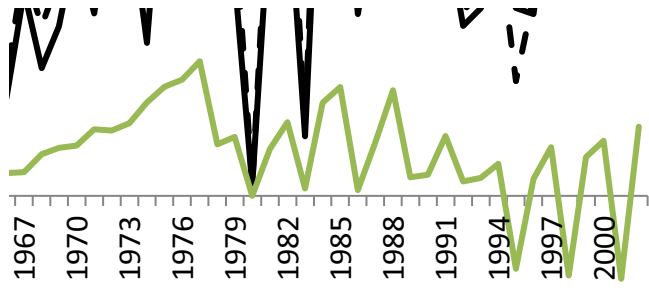
Difference in median abundance change

Mean	294.4735
Standard Error	64.91857
Median	142.3885
Mode	0.002
Standard Deviation	584.2672
Sample Variance	341368.1
Kurtosis	1.110019
Skewness	0.388001
Range	3113.282
Minimum	-1186.74
Maximum	1926.538
Sum	23852.35
Count	81
Largest(2)	1663.678
Smallest(2)	-1138.38
Confidence Level(95.0%)	129.1921

Proportional abundance change

Mean	0.081155
Standard Error	0.022562
Median	0.10579
Mode	0
Standard Deviation	0.203059
Sample Variance	0.041233
Kurtosis	2.841223
Skewness	-1.08934
Range	1.283646
Minimum	-0.67159





Maximum	0.612059
Sum	6.573517
Count	81
Largest(2)	0.500726
Smallest(2)	-0.44954